



Ministry for Foreign
Affairs of Finland

FORESTRY AND VALUE CHAINS DEVELOPMENT PROGRAMME (FORVAC)

-

ANNUAL REPORT

FOR THE PERIOD FROM 1 JULY 2021
TO 30 JUNE 2022



July 2022

PREFACE

Contact:

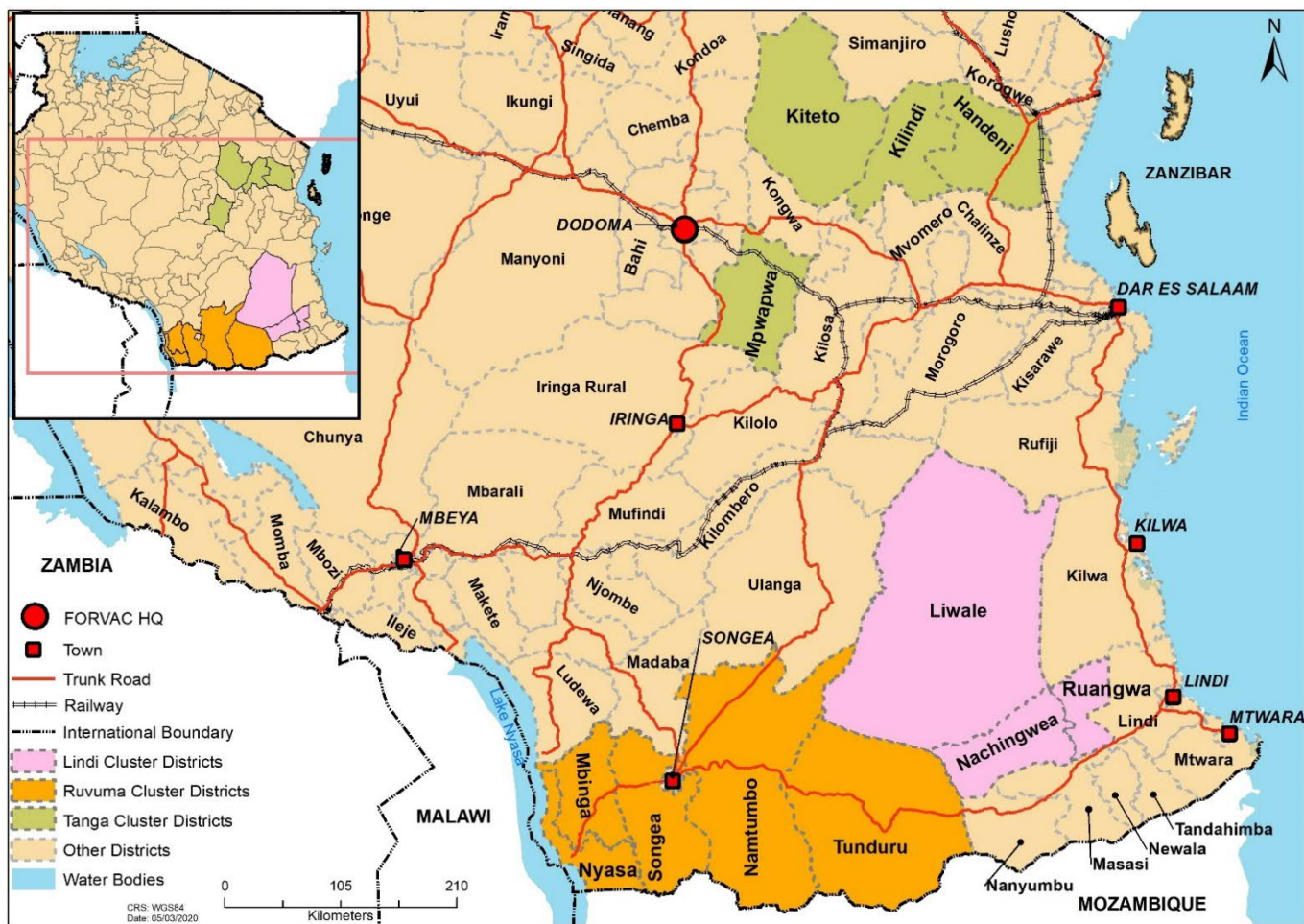
Chief Technical Advisor (CTA), Forestry and Value Chains Development (FORVAC) Programme

Tanzania Finland Cooperation

P.O. Box 1351, Kilimani Street, 40472 Dodoma, Tanzania

Email: juhani.harkonen@forvac.or.tz; info@forvac.or.tz

PROGRAMME AREA



PROGRAMME FACT SHEET

Document:	Annual Report for the period from 1 July to 30 June 2022
Programme title:	Forestry and Value Chains Development Programme (FORVAC)
Sub-sectors:	Forestry Development, Private Sector Development
Geographical coverage:	<p>Tanzania – institutional development nationwide</p> <p>Tanga Cluster: Handeni and Kilindi Districts in Tanga Region, Mpwapwa District located in Dodoma Region and Kiteto District (Suledo Forest Community) in Manyara Region</p> <p>Lindi Cluster: Liwale, Ruangwa and Nachingwea Districts</p> <p>Ruvuma Cluster: Namtumbo, Tunduru, Songea, Mbinga and Nyasa Districts</p> <p>Headquarters in Dodoma</p>
Duration:	Four years (7/2018–7/2022) originally, extended with two years to July 2024
Programme financing:	<p>For the first four years:</p> <ul style="list-style-type: none"> - Government of Finland € 9,950,000 - Government of Tanzania in kind contribution (salaries, operating expenses and office space) € 200,000 <p>Additional extension budget (07/2022-07/2024): € 4,200,000</p> <p>Programme total budget: € 14,350,000</p>
Competent authorities:	<p>Ministry for Foreign Affairs, Finland</p> <p>Ministry of Natural Resources and Tourism, Tanzania</p>
Consultant:	FCG Finnish Consulting Group Ltd
Impact:	Increased economic, social and environmental benefits from forests and woodlands
Results of the Programme:	<p>Expected outcome: Improved forest sector market / value chains contributing to sustainable forestry and forest-based livelihoods</p> <p>Output 1: Improved value chains and increased private sector involvement in the forest sector</p> <p>Output 2: Stakeholder capacity to implement and promote forestry value chain development enhanced</p> <p>Output 3: Functional extension, communication, monitoring systems and Management Information System in place</p> <p>Output 4: Supportive legal and policy frameworks to forest value chain and sustainable forest management developed</p>
Distribution:	<p>Steering Committee, Supervisory Board</p> <p>Programme website: https://forvac.or.tz/publications/administrative-and-management-reports/</p>

CONTENTS

PROGRAMME AREA	3
PROGRAMME FACT SHEET	4
ABBREVIATIONS	8
EXECUTIVE SUMMARY	10
1 Introduction and the Programme description	15
1.1 Background.....	15
1.2 Institutional framework	15
1.3 Results framework.....	16
1.4 Annual Workplan 2021-2022 and the Annual Report 07/2021-6/2022	17
2 Progress towards the achievement of the expected results	18
2.1 Impact – increased economic, social and environmental benefits from forests and woodlands.....	18
2.2 Outcome – improved forest sector value chains contributing to sustainable forestry and forest-based livelihoods	21
2.3 Implementation and achievements by Outputs.....	24
2.3.1 Output 1. Improved value chains and increased private sector involvement in the forest sector.....	24
2.3.1.1 Establishment and mobilization of Village Land Forest Reserves (VLFR), Output area 1.1.....	28
Land Use Planning (LUP).....	28
Gazettement of Village Land Forest Reserves (VLFRs).....	28
Forest Management Planning (FMP)	29
SULEDO Community Forest.....	29
Annual Allowable Cut (AAC).....	30
Patrolling and other field activities of VLFRs.....	31
Motorbikes to VLFRs.....	31
Motorbikes to district authorities.....	32
Establishment and gazettement of bee reserves	32
2.3.1.2 Support to value chain development, Output area 1.2	33
Timber harvest and sales	33
Establishment of community-owned mobile sawmills and solar timber drying kilns	34
Development of CBFM market information system.....	36
Timber harvest and sawmilling – employment opportunities.....	36
Micro-business support	37
Improved honey value chain and increased private sector engagement	42
Local Carpenters trained on beehive construction	44
Developing a mushroom value chain	45
Charcoal production model for VLFRs	45
Study of lesser-known timber species (LKTS) and establishment of the miombo timber species database.....	47
Teak planting in Nyasa District.....	48
2.3.2 Output 2. Stakeholder capacity to implement and promote forestry value chain development enhanced	50
2.3.2.1 Improved institutional and management capacities of Village Councils and VNRC to implement CBFM and develop forest value chains, Output area 2.1	51
Community level training under MCDI partnership.....	51
MJUMITA partnership	52
Training of VLFR communities by Local Government Agencies (LGAs).....	53

Establishment of micro-saving groups.....	54
2.3.2.2 Improved capacities to support and monitor CBFM/forest and related value chains incorporating HRBA aspect, Output area 2.2	56
District level capacity building	56
2.3.2.3 Forest products value chain/market systems and business development skills incorporated in relevant training institutes, Output area 2.3	57
MSc and BSc curriculars for forest value chain and business development and support to MSc dissertations	57
Manual to support forest-based value chains and business development of grassroots groups.....	58
Popular version reports of the International Scientific Conference.....	58
2.3.3 Output 3. Functional extension, communication, monitoring systems and Management Information System in place	60
2.3.3.1 Enhanced extension and communication services, Output area 3.1	62
Exhibitions, festivals, and forums.....	62
FORVAC in media.....	63
Documentation of success stories.....	63
FORVAC booklet	64
Forest and climate change day for schools	64
Strategies and Extension Manuals of Forestry and Beekeeping Policies	65
2.3.3.2 Monitoring and Management Information System (MIS) established, Output area 3.2	66
Joint monitoring mechanism	66
PFM Facts and Figures 2022 and a VLFR database	67
2.3.4 Output 4 Supportive legal and policy frameworks to forest value chain and sustainable forest management developed.....	68
2.3.4.1 Support training to increase understanding of policies and laws relevant for CBFM development, Output area 4.1	70
2.3.4.2 Forest law enforcement, governance and trade of legally sourced timber, Output area 4.2.....	70
2.4 Deviations from the workplan.....	71
3 Resources and budget	74
3.1 Human resources in the FORVAC framework	74
3.2 Summary of expenditure.....	77
3.2 Amendment of the budget, deviations from the original budget	78
4 Assumptions and risks.....	80
5 Cross-cutting objectives	81
5.1 Gender equality	81
5.2 Non-discrimination	82
5.3 Climate resilience.....	83
5.4 Low-emission development	83
6 Lessons learnt, conclusions and recommendations.....	85
ANNEXES	87
Annex 1 Planning matrix (results framework supported with annual targets).....	88
Annex 2 Workplan 7/2021- 6/2022	97
Annex 3 Operational coverage of FORVAC.....	107
Annex 4 FORVAC supported Village Land Use Plans (VLUPs), Forest Management Plans (FMP), Harvesting Plans (HP), and gazetted Village Land Forest Reserves (VLFR)	112

Annex 5 Micro-business support phase II, process of the business selection	117
Annex 6 Concept note – charcoal pilot model	121
Annex 7 Micro-saving groups	127
Annex 8 Budget follow-up, July 2021- June 2022	130

ABBREVIATIONS

AAC	Annual Allowable Cut
AWP	Annual Workplan
BTI	Beekeeping Training Institute
CBFM	Community-Based Forest Management
CBO	Community-Based Organization
CC	Cluster Coordinator (FORVAC)
DFO	District Forest Officer
EAWLS	East African Wildlife Society
EoF	Embassy of Finland
EU	European Union
FBD	Forest and Beekeeping Division (of the MNRT)
FGLG	Forest Governance Learning Group
FITI	Forest Industries Training Institute
FTI	Forestry Training Institute
FLEGT	Forest Law Enforcement, Governance and Trade
FMP	Forest Management Plan/Planning
FSC	Forest Stewardship Council
FORVAC	Forestry and Value Chains Development (Programme)
GoF	Government of Finland
GoT	Government of Tanzania
HRBA	Human Rights Based Approach
KVTC	Kilombero Valley Teak Company
LAMP	Land Administration and Management Programme
LGA	Local Government Agency
LIMAS	Lindi and Mtwara Agribusiness Support
LKTS	Lesser-known Timber Species
LUP	Land use plan
MCDI	Mpingo Conservation & Development Initiative
MFA	Ministry for Foreign Affairs (of Finland)
MNRT	Ministry of Natural Resources and Tourism
MMC	Mama Misisu Campaign
MSA	Market Systems Analysis
NAFOBEDA	National Forestry and Beekeeping Database
NAFORMA	National Forest Resources Monitoring and Assessment
NFBKP II	National Forestry and Beekeeping Programme Phase II
NFP	National Forest Programme
NGO	Non-Governmental Organization
NPC	National Programme Coordinator (FORVAC)
NTFP	Non-Timber Forest Product
NWFP	Non-Wood Forest Product

PAF	Performance Agreement Framework
PD	Programme Document
PFP 1	Private Forestry Programme – Panda Miti Kibiashara
PFP 2	Participatory Plantation Forestry Programme
PFM	Participatory Forest Management
PIM	Programme Implementation Manual
PFM	Participatory Forest Management
PFP	Private Forestry Programme
PiVP	Persons in Vulnerable Position
PLWD	Person Living with Disability
PMO	Prime Minister's Office
PMT	Project Management Team
PO-RALG	President's Office Regional Administration and Local Government
PMT	Programme Management Team
PPP	Public Private Partnership
REDD+	Reducing Emissions from Deforestation and Forest Degradation
RALG	Regional Administration and Local governments
SC	Steering Committee
SVB	Supervisory Board
SHIVIMITA	Tanzania Forest Industries Federation
SUA	Sokoine University of Agriculture
TA	Technical Assistance
TFS	Tanzania Forest Services Agency
TFCG	Tanzania Forest Conservation Group
TFS	Tanzania Forest Service Agency
TFWG	Tanzania Forestry Working Group
TGA	Tree Growers Association
TLAS	Timber Legality Assurance System
TNRF	Tanzania Natural Resources Forum
TP	Transit Pass
TRA	Tanzania Revenue Authority
TZS	Tanzanian shilling
UNDP	United Nations Development Programme
VCA	Value Chain Development Advisor (FORVAC)
VC	Village Council
VICOBA	Village Community Bank
VLFR	Village Land Forest Reserve
VLUP	Village Land Use Plan
VNRC	Village Natural Resource Committee

EXECUTIVE SUMMARY

Forestry and Value Chains Development (FORVAC) was originally a 4-year Programme (7/2018-7/2022) funded by the Ministry for Foreign Affairs of Finland (MFA Finland) and implemented under the Ministry of Natural Resources and Tourism of Tanzania (MNRT). However, in April 2022, the governments agreed to continue implementing the FORVAC Programme until July 2024.

FORVAC contributes to increasing economic, social and environmental benefits from forests and woodlands. The expected outcome of the Programme is “Improved forest sector market / value chains contributing to sustainable forestry and forest-based livelihoods”. FORVAC focuses on forest value chain development based on production of timber, charcoal and Non-Wood Forest Products (NWFP)/Non-Timber Forest Products (NTFP) in twelve Districts located in the three Programme Clusters (Tanga, Lindi and Ruvuma), and forests allocated there to Community-Based Forest Management (CBFM) within Village Land Forest Reserves (VLFRs).

The FORVAC Annual Workplan and Budget (AWP) from July 2021 to June 2022 was approved by the Steering Committee on 14 June 2021. This document is an Annual Progress Report of the implementation of this workplan over the period from 1 July 2021 to 30 June 2022. It presents the progress towards the achievement of the expected results (Impact, Outcome and Outputs) defined in the Programme results framework.

Impact and Outcome

The achievement of Impact and Outcome level indicators will mainly be assessed at the end of the Programme. However, during the reporting period, FORVAC has contributed to the addition of 107,875 hectares of forest area to sustainable forest management by supporting production of 16 Forest Management Plans (FMPs) for as many Village Land Forest Reserves (VLFRs). Additionally, three (3) produced FMPs in Lindi Cluster, one (1) in Handeni District, and 13 FMPs belonging to SULEDO Community Forest in Kiteto District, Tanga Cluster are waiting for District level approval, covering VLFR area of 82,911 ha. The programme has supported gazettment of ten (10) additional VLFRs covering forest area of 38,801 ha. Moreover, 11 Land Use Plans (LUPs), with the forest area of 56,248 ha in total, were approved, and seven (7) LUPs, with the forest area of 20,823 ha in total, are waiting for approval.

Villages with FORVAC supported FMPs have started to produce sustainably harvested timber to the market. During the reporting period, 37 villages (2 villages in Ruvuma, 33 villages in Lindi, and 2 villages in Tanga Cluster) sold a total of 9,543 m³ of timber with the value of TZS 2,662,587,528 (EUR 1,065,035). As planned in the VLFR business plans, the villages will use a remarkable part of the revenue to improve social services in the villages.

To assist the legal timber trade in Tanzania, FORVAC partnered with TRAFFIC and, in close collaboration with Tanzania Forest Service Agency (TFS) and the Forestry and Beekeeping Division (FBD) of MNRT, produced the Tanzania Timber Legality Framework. On 8 December 2021, the technical consultative/validation workshop of the Framework was successfully held in Dar es Salaam. Thereafter, the Framework was finalized and published in June 2022.

These achievements as well as other major results of the Programme implementation are given by Outputs below.

Output 1: Improved value chains and increased private sector involvement in the forest sector

The main results for Output 1:

<p>Output 1 Improved value chains and increased private sector involvement in the forest sector</p> <p><u>Support to establishment & mobilization of VLFRs (base activities)</u></p> <ul style="list-style-type: none">• 11 Land Use Plans (LUPs), with the VLFR area of 56,248 ha in total, approved. Additionally, 7 LUPs, with the VLFR area of 20,823 ha in total, are waiting for approval.• 16 forest management and harvesting plans, covering 107,875 ha of VLFR, approved and 17 plans, including SULEDO Community Forest, (82,911 ha) are waiting for approval.• Cluster-wise cumulative annual allowable cut (AC) for sustainable community timber is 13,244 m³ in Ruvuma, 62,402 m³ in Lindi and 1,951 m³ in Tanga, totaling almost 85,000 m³.• FORVAC started supporting the establishment of bee reserves in 5 villages in Tanga Cluster, totaling the bee reserve area of 5,059 ha. <p><u>Support to value chains development</u></p> <ul style="list-style-type: none">• Timber trade: In collaboration with MCDI, FORVAC has supported and offered capacity for villages to trade timber and make contracts with buyers. 37 villages (2 villages in Ruvuma, 33 villages in Lindi, and 2 villages in Tanga Cluster) sold a total of 9,543 m³ of timber with the value of TZS 2,662,587,528 (EUR 1,065,035).

- Sawmilling: Two community owned portable sawmills started operating in 2 villages in Ruvuma Cluster and in 4 villages in Lindi Cluster generating income of TZS 215,540,250 (EUR 86,999) in total. Procurement and establishment of two more community owned sawmills and two solar kilns is ongoing.
- Timber value chain has created employment opportunities for a total of 1,015 (850M/165F) villagers.
- Micro-business support Phase I: The phase I completed in Handeni, Liwale, and Mbinga Districts, but the follow-up support, backstopping, and monitoring visits for the supported 60 businesses continue. The achievements so far are promising.
- Micro-business support Phase II: Based on the lessons learnt during Phase I, 75 new businesses have been selected from the Districts of Nyasa, Songea, Namtumbo and Tunduru in Ruvuma Cluster and Nachingwea and Ruangwa Districts in Lindi Cluster. The fieldwork and mentoring are ongoing in each District.
- Honey value chain: Cooperation with Swahili Honey company in Handeni and Mpwapwa Districts in Tanga Cluster has resulted in increased yields as beekeepers (25 supported groups) have learnt more efficient beekeeping methods and got a buyer for the honey. During the first honey harvesting season June-September 2021, and the second harvesting season February-March 2022, the trained beekeepers sold 2,530 kg of unprocessed comb honey with the value of TZS 7,006,000 to Swahili Honey. In January 2022, the support and co-operation were extended to Kilindi District in Tanga Cluster.
- Mushroom value chain: FORVAC co-operated with Mamaland Mushroom company in Songea and Mbinga Districts. Mamaland trained the selected mushroom collectors (4 groups from Songea and 5 individuals from Mbinga) to collect, dry, and pack the mushrooms properly.
- Charcoal production model: Implementation of the Intensified VLFR Charcoal Production Model and related research started in the two pilot villages in Handeni District, one in Kwedikabu village and another one in Mazingara, in September 2021. Two Charcoal Making Groups in both pilot villages have been formed involving a total of 158 (104M/54F) members. A conflict in land-use interests has caused delay in implementation on Mazingara village. In 2022, the Charcoal Making Groups from Kwedikabu sold 245 charcoal bags (25-30 kg each) with the value of TZS 1,225,000. Additionally, Kwedikabu Village received revenue of TZS 512,500 from the charcoal sales.
- Lesser-known species promotion: Department of Forest Engineering and Wood Sciences of Sokoine University of Agriculture formulated a catalog for newly studied 14 lesser-known timber species and already known miombo timber species and set up a website to support the marketing of these species. The study and its final reports, as well as the miombo timber species database and website, are available at the following address <https://www.miombotimbertanzania.or.tz/>.
- Teak plantation: A total of 115 people planted 101 ha of teak in five (5) villages. During the AWP 2021-2022, FORVAC started supporting intercropping, and a total of 64 Growers Associations' (TGA) members planted soybeans for an area of 27.2 ha in 4 villages. The 2700 kg of soybean seeds were offered by Tanzania Tree Growers Associations Union (TTGAU).

Output 2: Stakeholder capacity to implement and promote forestry value chain development enhanced

FORVAC works on increasing the capacities in CBFM and related value chain development from the community level to districts and further the national level and the scientific community and educational institutions. Main results under output 2 are listed below.

Output 2 Stakeholder capacity to implement and promote forestry value chain development enhanced

Community level

- Through the MCDI partnership, FORVAC trained 2,584 (1,809M/775F) members of Village Natural Resource Committees (VNRCs) and Village Councils (VCs) in various subjects related to harvesting supervision, efficient and safe harvesting practices, logs and sawn timber measurements and volume calculation, sawn timber air drying, quota management and harvesting record keeping, and development of timber business plans.
- MJUMITA partnership: Illegal Logging Platforms for reporting illegalities occurring in VLFRs for relevant government authorities operational in all four (4) community-owned networks in 15 villages where FORVAC operates in Handeni and Kilindi Districts in Tanga Cluster and Namtumbo District in Ruvuma Cluster.
- MJUMITA Annual Forum held in Morogoro on 25 November 2021, with a focus on the importance of forest restoration and conservation through sustainable forest management and mitigation and adaption to climate change: 153 participants (104M/49F).
- Training of VLFR communities by Local Government Agencies (LGAs): FORVAC supports Districts to offer necessary capacity building and training to communities with VLFRs, including financial management and business planning, First Aid, patrolling and fire control.
- Support to establishment of four (4) Village Saving and Loan Associations (VSLAs) in Nachingwea District and three (3) VSLAs in Ruangwa District in Lindi Cluster: 140 members (39M/101F).

District, regional and national level authorities

- Training of District Officers on participatory forest resource assessment (PFRA) through the FORVAC-MCDI partnership in three (3) Clusters: 33 participants (24M/9F).

Education, training institutions

- Support to four (4) CBFM value chains related dissertations initiated within AWP 2020-2021 completed, Master's degree students successfully graduated at the College of Forestry, Wildlife and Tourism (CFWT) of Sokoine University of Agriculture (SUA) in Morogoro in December 2021; dissertations published.
- Support to two (2) additional MSc dissertations commenced in December 2021.

Output 3. Functional extension, communication, monitoring systems and Management Information System in place

Major results of Output 3 during the reporting period are set out in the textbox below.

Output 3 Functional extension, communication, monitoring systems and Management Information System in place

- FORVAC in media: FORVAC continued active inclusion of media in the different events organized in the clusters. Media involvement has offered good visibility and publicity for FORVAC and CBFM in Tanzania. Most of the FORVAC related online publications (YouTube videos and Blog texts) can be found from the Programme's website (<https://forvac.or.tz/forvac-in-media/>). Some of the broadcasted TV news are also available on this website.

The activity on Facebook and publicity of FORVAC also in other media have increased the number of the Facebook page followers from 612 to 1286 and the posts have reached around 9,750 people in total.

- Production of video documentaries of the successful interventions of FORVAC was commenced during the reporting period. These short documentaries are used for marketing, campaigns, and educational purposes, also increasing awareness, especially in Tanzania and Finland, about FORVAC and development co-operation and its positive effects.
- During the fourth operational year, the Programme has put efforts into marketing, campaigning, and awareness-raising. The preparation of the FORVAC booklet was one of the works included in the marketing and visibility plan of the Programme. The purpose of the booklet is to raise awareness about FORVAC and its achievements so far.
- FORVAC piloted forest, environment, and climate change day at primary schools. The day increased kids', aged 10-14, awareness of the importance of forests to the local economy and climate change mitigation and adaptation.
- In July-August, FORVAC supported MNRT/FBD to print and disseminate a set of CBFM/VLFR and beekeeping and forest value chain development related extension material. Eventually 25 reports, guidelines and other extension and promotion materials (a total edition of 11,000 pcs.) were printed in September 2021.
- FORVAC supported the Forestry and Beekeeping Division (FBD) of the MNRT to participate in the 45th Dar es Salam International Trade Exhibition from 28 June to 13 July 2021. The exhibition helped FBD generally promote the national forest policies, CBFM and legislation as well as forestry and beekeeping guidelines.
- FORVAC supported participation of selected representatives of VLFRs and promoted micro-businesses in the 7th Annual Maji Maji Selebuka Festival and World Bee Day in Songea, Ruvuma Region. The festival took place on 24-31 July 2021, addressing to recognizing, awareness raising and promotion of ecological, social, and economic functions of forests. FORVAC facilitated 17 business groups and the relevant Beekeeping Officers and Forest Officers to participate in the festival from Nyasa, Mbinga, Songea DC, Namtumbo, and Tunduru Districts of Ruvuma Cluster and from Ruangwa District of Lindi Cluster.
- Liwale Investment Forum and Exhibition: On 6 November 2021, FORVAC supported Liwale District Authority to organize an investment forum and exhibition to promote local investment opportunities. The event brought together different development partners and investors from all over the country.

Joint monitoring

- Joint monitoring visits with the relevant District officers, also involving representatives of PO-RALG and TFS, to the target Districts to assess Programme-supported activities and report findings facilitated in each Cluster.
- Results Sharing and Planning Workshop for newly appointed regional and district leaders in all FORVAC Clusters involving all 12 operational Districts. The workshop was organized in Lindi and Ruvuma Clusters in September and in Tanga Cluster in November.
- During the reporting period, the Embassy of Finland and MNRT/FBD conducted several monitoring visits to the Programme area. Additionally, the Parliamentary Committee on Natural Resources, Land and Tourism of Tanzania monitored the Programme's interventions in Mpwapwa District, and the Ministry for Foreign Affairs of Finland conducted a field visit to Handeni District.

PFM Facts and Figures

- PFM Facts and Figures updated, approved by the MNRT/FBD and published.

Output 4 Supportive legal and policy frameworks to forest value chain and sustainable forest management developed

Output 4 is implemented through two interventions, namely 4.1 Support training to increase understanding of policies and laws relevant for CBFM development; and 4.2 Forest law enforcement, forest governance and trade of legally sourced timber. The main results of this Output are listed below.

Output 4 "Supportive legal and policy frameworks to forest value chain and sustainable forest management developed"

- FORVAC continued to support the Forestry and Beekeeping Division (FBD) to prepare the National Forest Policy Implementation Strategy (2021-2031) and National Beekeeping Policy Implementation Strategy (2021-2031), the documents printed and disseminated.
- Production and printing of Guidelines for Establishment and Management of Bee Reserves and Apiaries in Tanzania and Guideline for Management and Use of Honeybee Colonies for Pollination Services in Tanzania supported.
- Support MNRT to prepare the National Charcoal Strategy and Action Plan. A validation workshop was held in May 2022, and the Charcoal Strategy and Action Plan will be submitted to MNRT for approval in July 2022.
- Formulation of the Tanzania Timber Legality Framework co-facilitated together with TRAFFIC and implemented in close collaboration with the Tanzania Forest Services Agency (TFS) and Forestry and Beekeeping Division (FBD) of the MNRT. The Framework was finalized and the i) Report of the Tanzania Timber Legality Framework and ii) Handbook submitted in June 2022.
- MNRT taskforce supported to prepare an investment profile and guidelines for the national forest industries in May-June 2022.

Summary of Expenditure

In the end of the reporting period, FORVAC was granted a two-year extension from 23 July 2022 to 22 July 2024, and EUR 4,200,000 was added to the original budget (9,950,000 euros), the amended budget now totaling EUR 14,150,000 as follows:

Operations and management:	EUR 9,966,994 (TZS 24,917,485,000)
Technical assistance (TA):	EUR 4,183,006 (TZS 10,457,515,000)
Total:	EUR 14,150,000 (TZS 35,375,000,000)

The AWP 2021-2022 budget was amended based on the extension plan and the necessary reallocations, due to the fact that the Programme was originally supposed to be closed by 22 July 2022 and field activities had to be carried out only to a very limited extent during the last three Programme months. These changes have also been included in the new overall budget for 7/2018-7/2024.

The expenditure per budget category over the planning period and from the beginning of the Programme implementation 23 July 2018 to 30 June 2022 are set out in the below Table.

Budget and realized expenditure by main categories, AWP 2021-2022.

Budget category	Total budget 23/7/2018-22/7/2022	Accumulated usage 23/7/2018-30/6/2022	Annual budget for 7/2021-6/2022	Accumulated usage 7/2021- 6/2022	% of the usage from the AWP 21-22 budget	% of the usage from the budget 23/7/2018- 22/7/2022
OP-Operations and management	EUR 7,382,492 (TZS 18,456,230,000)	EUR 7,326,962 (TZS 18,317,405,000)	EUR 2,698,485 (TZS 6,746,212,500)	EUR 2,678,144 (TZS 6,695,360,000)	99%	99%
TA - Technical Assistance (also including ST consultancies)	EUR 2,842,263 (TZS 7,105,657,500)	EUR 2,674,514 (TZS 6,686,285,000)	EUR 590,179 (TZS 1,475,447,500)	EUR 469,256 (TZS 1,173,140,000)	80%	94%
TOTAL	EUR 10,224,755 (TZS 25,003,690,000)	EUR 10,001,476 (TZS 25,005,160,443)	EUR 3,288,664 (TZS 8,221,659,243)	EUR 3,147,400 (TZS 7,868,500,000)	96%	98%

The total amended budget for the implementation (Operations and management), excluding Technical Assistance (TA) costs, of the AWP 2021-2022 covers EUR 2,698,485 (TZS 6,746,212,500). By the end of June 2022, the related expenditure was EUR 2,678,144 (TZS 6,695,360,000), 99% of the total Annual Budget for Operations and management (OP). Expenditures of the Technical Assistance (TA) made 80% of the amended budget of this category (relevant expenditure partly accounted in July 2022).

Lessons learned, conclusions and recommendations

Based on the land use plans and production of the forest management plans, VLFRs are entering into timber harvest and sales. This process has been supported through specific timber trade events organized in Lindi and Ruvuma Clusters. Additionally, two community owned portable sawmills have commenced production.

Results of these activities seem promising: 9,186 m³ of timber, up to a total value of TZS 2,572,016,985 (EUR 1,028,807), was sold in Lindi Cluster by the end of June 2022. The total volume sold and its value in the whole operational area of FORVAC (Lindi, Ruvuma and Tanga Clusters) are given below:

<i>Timber sold in total, m³</i>	<i>Value, TZS</i>	<i>Value, EUR</i>
• 9,543	• 2,662,587,528	• 1,065,035

To reach more results and more efficiently support timber and other forest value chains, some findings and recommendations for the future are listed below.

- 1) The FORVAC supported beekeeping businesses are relatively small, produce low volumes of honey, and sell their honey in remote areas with difficult access especially during the rainy season. Low volumes do not attract buyers. FORVAC requested Swahili Honey to identify potential collection centres in Mpwapwa and Handeni Districts.

Recommendation: FORVAC will encourage beekeepers to establish honey collection centres to improve the market in the Districts - larger honey volumes in one place will attract more buyers.

- 2) During the Phase 1 of micro-business support in the Districts of Handeni, Liwale and Mbinga, the investment support took place at the end of mentoring, which caused delays for implementation and problems in required training, also including user training related to supported machinery/equipment.

Recommendation: Procurement (e.g. equipment, machinery and gear), included in the investment support, has to be started early enough, in 3-4 months from the commencement of the Service Contract of the micro-business support.

- 3) Heavy requirements for data regarding the VLFR timber resource reduce financial viability of smaller or degraded VLFRs and cut income from well stocked VLFRs.

Recommendations:

a) The data requirements could be reduced and the planning phase simplified;

b) Consideration should be given to whether inventories could be totally left out and trust communities follow the minimum diameters and their willingness to not allow unsustainable cutting, in order conserve resources in future years. This can be combined with some finance for spot checks by DFOs and related bans from operations if inconsistencies are observed; and

c) The requirements increased through certification. If the FSC certification is a financially viable solution to a specific community, the community will invest in inventory to meet the FSC standards.

- 4) Investment support for micro-businesses has increased the need for timber for carpentry and raw materials for other supported businesses. Unfortunately, the financial opportunities for the owners are limited.

Recommendations: To facilitate the business initiatives' access to finance, the businesses will be supported to establish micro-saving groups during the AWP 2022-2023.

- 5) To increase private sector involvement in forest value chains, alternative identification/selection processes are required.

Recommendation: Use partner identification as a valid method for establishing a partnership instead of requiring tendering for training services, when the goal is to facilitate long-term partnerships between the community and the market actor.

Extension of the Programme to July 2024

Initially, FORVAC had to be implemented between 23 July 2018 and 22 July 2022, with a planned total duration of 4 years. In December 2021, MFA Finland decided to allocate additional funding up to EUR 4,200,000 to FORVAC for a 2-year extension of the Programme, from 23 July 2022 to 22 July 2024. The Ministry of Natural Resources and Tourism (MNRT) and the Ministry of Finance and Planning (MoF) of Tanzania agreed on this extension in April 2022, followed by an agreement between the Implementing Consortium (FCG) and MFA Finland at the end of May 2022.

After some additional allocation to the budget of the AWP 2021-2022, the following finance is available for the implementation of FORVAC from July 2022 to July 2024:

Operations and management:	EUR 2,640,032 (TZS 6,600,080,000)
Technical assistance (TA):	EUR 1,508,492 (TZS 3,771,230,000)
Total:	EUR 4,148,524 (TZS 10,371,310,000)

1 Introduction and the Programme description

1.1 Background

Forestry and Value Chains Development (FORVAC) was originally a 4-year Programme (7/2018-7/2022) funded by the Ministry for Foreign Affairs of Finland (MFA Finland) and implemented under the Ministry of Natural Resources and Tourism of Tanzania (MNRT). However, in April 2022, governments agreed, to sustain its interventions and achievements, to continue implementing the FORVAC Programme until July 2024. FORVAC contributes to increasing economic, social and environmental benefits from forests and woodlands.

The expected outcome of the Programme is “Improved forest sector market/value chains contributing to sustainable forestry and forest-based livelihoods”. FORVAC builds on the activities, experiences and lessons learned from three bilateral programs in Tanzania financed by Finland: National Forest and Beekeeping Programme II (NFBKP II, 2013–2016), Lindi and Mtwara Agribusiness Support (LIMAS, 2010–2016), and Private Forestry Programme (PFP 1, 2014–2019). NFBKP II and LIMAS have worked for the Community-Based Forest Management regime to advance sustainable forest management and generate income and employment to communities from declared Village Land Forest Reserves (VLFRs). Participatory Plantation Forestry Programme (PFP 2, 2019-2023) is working solely in plantation forests but, together with PFP 1, has created important experiences to share in value chain development, mobilization of rural communities for economic activities, and developing training and extension services for small-scale forest enterprises.

FORVAC focuses on forest value chain development based on production of timber, charcoal, and Non-Wood Forest Products (NWFP)/Non-Timber Forest Products (NTFP) in the Programme Districts and areas allocated there to local communities (CBFM within Village Land Forest Reserves). The Programme also supports the development of forest law enforcement, as it is relevant to the development of CBFM, and improvements of conditions for the trade of legally sourced timber, charcoal and other forest products originating from the project area. Legal and policy frameworks are improved and harmonized to guide and improve sustainable forest management and trade procedures.

1.2 Institutional framework

The Programme Competent Authorities (CAs) are the Ministry of Natural Resources and Tourism of Tanzania (MNRT) and the Ministry for Foreign Affairs of Finland (MFA). The Implementing Agency is the Forestry and Beekeeping Division (FBD) of the MNRT, and the Programme is carried out in close collaboration with the President's Office Regional Administration and Local Government (PO-RALG) District Authority, responsible for Village Land Forest Reserves (VLFR), and the Tanzanian Forest Services Agency (TFS). Communities have a main implementation responsibility together with Districts under the PO-RALG, and private sector entities and NGOs as service providers. VLFRs are managed by Village Natural Resource Committees (VNRCs), and they are accountable to the Village Councils.

The decision-making system of the Programme includes the Supervisory Board (SB), the Steering Committee (SC) and the Programme Management Team (PMT). At the local level, coordination is managed by the Cluster Coordinators (CCs) in the respective Regions/Clusters in cooperation with District Councils, through appointed officers, and Village Councils, through Village Natural Resource Committees (VNRC) at the village level.

Over the reporting period, the FORVAC field working area was divided into three Clusters covering twelve (12) Districts as follows:

- Tanga Cluster: Handeni and Kilindi Districts in Tanga Region, Mpwapwa District located in Dodoma Region, and Kiteto District (Suledo Forest Community) in Maynara Region;
- Lindi Cluster: Liwale, Ruangwa and Nachingwea Districts; and
- Ruvuma Cluster: Namtumbo, Tunduru, Songea, Mbinga and Nyasa Districts.

The operational area of FORVAC is presented in Figure 1 below.



Figure 1. Map of FORVAC target areas.

1.3 Results framework

The FORVAC results framework and the Programme Document (PD) were amended during the planning process for the Programme extension in 2021-2022. However, reporting in this document takes place against the results framework and PD that were in force at the time of the planning process for the Annual Workplan 2021-2022 and approval of the Annual Work Plan and Budget. This results framework is presented in this paper as part of Annex 1 (Planning Matrix for Annual Targets), indicating results (Impact, Outcome and Outputs), related indicators, baselines, annual targets, end of Programme targets, means of verification and assumptions. Furthermore, the Programme Results are given below:

- Impact: Increased economic, social and environmental benefits from forests and woodlands.
- Outcome: Improved forest sector market / value chains contributing to sustainable forestry and forest-based livelihoods.

The outcome is achieved through the accomplishment of the following four outputs:

- Output 1: Improved value chains and increased private sector involvement in the forest sector;
- Output 2: Stakeholder capacity to implement and promote forestry value chain development enhanced;
- Output 3: Functional extension, communication, monitoring systems and Management Information System in place; and
- Output 4: Supportive legal and policy frameworks to forest value chain and sustainable forest management developed.

1.4 Annual Workplan 2021-2022 and the Annual Report 07/2021-6/2022

Annual Workplan 2021-2022

The preparation of the Annual Workplan (July 2021-June 2022) was carried out in a participatory way from the district level to the Cluster (Lindi, Ruvuma and Tanga) and the entire Programme levels. The Annual Workplan and Budget (AWP 2021-2022), also including Cluster workplans and a plan for the Programme coordination/PMT, was approved by the FORVAC Steering Committee on 14 June 2021. "Coordination/PMT" herewith refers to activities implemented under direct coordination of the FORVAC Programme Management Team (PMT). The annual targets set out during the planning process are presented in a tabular form in Annex 1 (Planning matrix for annual targets) and Annex 2 (Workplan 7/2021-6/2022).

Annual Report 07/2021-6/2022

The implementation of the above-discussed Workplan started on 1 July 2021. This document is an Annual Progress Report of the implementation over the period from 1 July 2021 to 30 June 2022. It presents the progress towards the achievement of the expected results (Impact, Outcome and Outputs) defined in the Programme results framework (Annex 1). Under Outputs, it also discusses implementation of the related activities. Moreover, it specifies resources and budget used during the reporting period as well as assumptions and risks. Furthermore, it briefly discusses sustainability and cross-cutting objectives of the intervention and findings and recommendations made based on the Programme implementation.

Extension of the Programme to July 2024

In order to ensure a high standard of implementation and to increase the impact and sustainability of the intervention, the FORVAC mid-term evaluation, held in March-April 2021, recommended a two-year extension (7/2022-7/2024) of the Programme to July 2024. In December 2021, MFA Finland decided to allocate additional funding up to EUR 4,200,000 to FORVAC for a 2-year extension of the Programme. The Ministry of Natural Resources and Tourism and the Ministry of Finance and Planning (MoF) of Tanzania agreed on this extension in April 2022, followed by an agreement between the Implementation Consortium (FCG) and MFA Finland at the end of May 2022. The extension phase will run from 23 July 2022 to 22 July 2024.

2 Progress towards the achievement of the expected results

2.1 Impact – increased economic, social and environmental benefits from forests and woodlands

Operational area

By the end of the reporting period, FORVAC has operated in 123 villages, including Suledo Community Forest Reserve that covers 13 villages in Kiteto District. The operational coverage of the Programme is set out in Table 1 below, and a full village list by activities is given in Annex 3.

Table 1. Operational coverage of FORVAC in each District.

Cluster	District	Output 1 / Output Area 1.1:						Output 1 / Output Area 1.2:	Output 2 / Output Area 2.1:		Total No of Villages where FORVAC Operates
		VLUP by FORVAC		Established & Mobilized VLFrs by FORVAC		FMPs by FORVAC		Value Chain Development by FORVAC	Capacity Building at the Village Level by FORVAC	Support of Fund Raising Activities by FORVAC (VICOBAs & VSLAs)	
		Implemented	Ongoing	Implemented	Ongoing	Implemented	Ongoing				
		No of Villages									
RUVUMA	NAMTUMBO	6		6		1	3	4	7		8
	SONGEA	4		4		4		5	7		7
	MBINGA	6		6				7	7	7	7
	NYASA	4		3				4	15	4	15
	TUNDURU	1		1		3		3	4		4
LINDI	RUANGWA	5		5		5		5	10	4	11
	LIWALE	5		16		16		11	27	8	27
	NACHINGWEA	2		10		11		4	12	7	14
TANGA	HANDENI	2		2		3		5	5	1	5
	KILINDI	3		3		1		7	5	1	7
	MPWAPWA	3		3				6	3	1	6
	KITETO			13*		13*			13*		13
Total No of Villages		41		72		44	3	61	115	33	124

* SULEDO Community Forest Reserve in Kiteto District covers 13 villages.

Herewith we describe progress taken (achievements) by FORVAC against Impact indicators given in the Planning Matrix for Annual Targets in Annex 1 of this document and further discussed in the Annual Workplan 2021-2022 (Annex 2). Impact level indicators and related achievements are set out in Table 2 below.

Table 2. Impact level indicators and achievements.

Indicators	Annual target 7/2021-6/2022	End of Programme target 7/2018-7/2022	Achievement (7/2021-6/2022)	Cumulative achievement since the beginning of the Programme
Increased household incomes derived from forests (Disaggregated by age, sex, disability)	Household incomes improved (progress measured during the endline study)	+15%	Household incomes improved (progress measured during the endline study in 2024).	
Less deforestation in the area where FORVAC works	Deforestation reduced	Deforestation significantly lower by the Programme end in the VLFRs where FORVAC works compared to other VLFRs of the Region	Additional forest reserve area under sustainable management through: <ul style="list-style-type: none"> 16 Forest Management Plans (FMPs) produced and approved at the District and/or Ministry level, covering the VLFR area of 107,875 ha in total. 17 FMPs in Lindi and Tanga Clusters, including SULEDO Community Forest in Kiteto District, covering the FMP area of 82,911 ha in total produced, waiting for approvals from 	Additional forest reserve area under sustainable management through: <ul style="list-style-type: none"> 34 VLUPs produced and approved covering a total area of 550,664 ha and the VLFR area 132,187 ha. 26 VLFRs gazetted, 184,865 ha in total. 46 FMPs produced and approved at the District and/or Ministry level, covering a total VLFR area of 323,985 ha.

Indicators	Annual target 7/2021-6/2022	End of Programme target 7/2018-7/2022	Achievement (7/2021-6/2022)	Cumulative achievement since the beginning of the Programme
			relevant Districts Village Land Use Plans (VLUP): <ul style="list-style-type: none"> - Completed and approved in 11 villages, covering the land area of 246,804 ha and forest area of 56,248 ha. - 7 villages, with the forest area of 20,823 ha in total and total land area of 69,423 ha, waiting for approval. • 10 VLFRs gazetted, 38,801 ha in total. 	<ul style="list-style-type: none"> • 17 FMPs (82,911 ha) are waiting for District level approval.
Improved services for villages, e.g. water services, health services, RE solutions, village office	Services improved in FORVAC supported villages (progress measured during endline study)	Villager's opinions of the related services is improved during the project lifetime (disaggregated by sex, age and disability)	Impact assessment to be done towards the end of the Programme (2024).	
VLFRs increased contribution to national level sustainable woodland and forest management	26 forest management plans produced; 90,000 ha	National target 2,4 million ha	<ul style="list-style-type: none"> • 16 Forest Management Plans (FMPs) produced and approved at the District and/or Ministry level, covering the VLFR area of 107,875 ha in total. • 17 FMPs in Lindi and Tanga Clusters, including SULEDO Community Forest in Kiteto District, covering the FMP area of 82,911 ha in total produced, waiting for approvals from relevant Districts • 10 VLFRs gazetted, 38,801 ha in total. 	<ul style="list-style-type: none"> • 46 FMPs produced and approved at the District and/or Ministry level, covering a total VLFR area of 323,985 ha. • 17 FMPs (82,911 ha) are waiting for District level approval. • 26 VLFRs gazetted, 184,865 ha in total.
Improved institutional support for the forest sector through regulations and legislation in place	National Forest Act reviewed Kiswahili translation of Forest Act and Beekeeping Act 2021 produced and disseminated Forest Policy Implementation Strategy formulated and approved Charcoal Policy and Implementation Strategy approved and taken into use	Supportive regulations and legislation revised for sustainable forest management by Programme end	<ul style="list-style-type: none"> • Working group meetings organized twice, in October and November 2021, resulting in the draft National Charcoal Strategy and Action Plan: a validation workshop was held in May 2022, and the Charcoal Strategy and Action Plan will be submitted to MNRT for approval in July 2022. • National Forest Policy Implementation Strategy (2021-2031) and National Beekeeping Policy Implementation Strategy (2021-2031) printed and distributed in July 2021. • Beekeeping Act No: 15 of 2005 translated into Swahili, Dec. 2021. 	<ul style="list-style-type: none"> • National Charcoal Strategy and Action Plan developed in May 2022 and will be submitted to MNRT for approval in July 2022. • National Forest Policy Implementation Strategy (2021-2031) formulated, approved, printed and disseminated. • National Beekeeping Policy Implementation Strategy (2021-2031) formulated, approved, printed and disseminated. • Beekeeping Act No: 15 of 2005 translated into Swahili, in Dec. 2021. Forest Act & regulations: <ul style="list-style-type: none"> • Needs Assessment Report submitted to the Attorney General (2021). • Draft of the Guidelines for Natural Forest Management produced (2020). • CBFM books reviewed and amended, 4500 pieces of

Indicators	Annual target 7/2021-6/2022	End of Programme target 7/2018-7/2022	Achievement (7/2021-6/2022)	Cumulative achievement since the beginning of the Programme
				<p>reviewed CBFM books, printed to support VLFR management (10 different books) in 2020-2021.</p> <p>Charcoal Policy and Implementation Strategy:</p> <ul style="list-style-type: none"> • Report for "Assessing Potential and Identifying Optimal Strategies for National Charcoal Sub-Sector Development in Tanzania" finalized (2020). • Inception Report for Preparation of the National Charcoal Policy (NCP) developed by the Task Force and submitted to decision makers (2019). • Beekeeping Research Master Plan developed and approved (2020).

2.2 Outcome – improved forest sector value chains contributing to sustainable forestry and forest-based livelihoods

In the results framework, Impact refers to the higher-level development policy objectives. The direct Programme goals (outcome) should contribute towards achieving this impact. Table 3 below indicates progress taken against Outcome indicators defined in the Programme. More narration follows in the context of the presentation of FORVAC Outputs in Section 2.3.

Table 3. Outcome level indicators and achievements.

Indicators	Annual target 7/2021-6/2022	End of Programme target 7/2018-7/2022	Achievement (7/2021-6/2022)	Cumulative achievement since the beginning of the Programme
Improved business environment in forestry sector related to - Taxes and royalties - Standards - Forest value chains	Kiswahili translation of Forest Act and Beekeeping Act 2021 produced and disseminated Forest Policy Implementation Strategy formulated and approved Charcoal Policy and Implementation Strategy approved and taken into use	Transparent and just system for levying taxes and royalties in place Construction/technical standard developed The number of forest value chains related regulations revised, benefit sharing modalities in use (the number to be defined during the course of FORVAC)	<ul style="list-style-type: none"> Preparation of the Charcoal Strategy and Action Plan supported, the document prepared and will be submitted to the MNRT for approval in July 2022. National Forest Policy Implementation Strategy (2021-2031) and National Beekeeping Policy Implementation Strategy (2021-2031) printed and distributed in July 2021. In partnership with TRAFFIC, compilation of Tanzania Timber Legality Framework commenced in November 2020. On 8 December 2021, the technical consultative/ validation workshop of the Framework held in Dar es Salaam. The Framework and Handbook finalized in May 2022. 14 lesser-known species tested and final reports delivered to FORVAC. Miombo Timber Species Database, Catalog and Website established (Service Provision Contract). Beekeeping Act No: 15 of 2005 translated into Swahili, Dec. 2021. 	<ul style="list-style-type: none"> National Charcoal Strategy and Action Plan prepared and will be submitted to the MNRT for approval in July 2022. National Forest Policy Implementation Strategy (2021-2031) formulated, approved, printed and disseminated. National Beekeeping Policy Implementation Strategy (2021-2031) formulated, approved, printed and disseminated. Tanzania Timber Legality Framework and Handbook finalized in May 2022. Technical properties and commercial value/marketability analyzed for 14 species. Lesser-known miombo timber species study (14 species) conducted, a Miombo Timber Species Database and Website established. CBFM Annual Stakeholder Forum (over 300 participants) co-facilitated in December 2020.
Supporting functions/ Service provision for: - Improved market information system - Improved forest value chain financing - Enhancing capacities in value chain development	Beekeeping database established Forest sector businesses better linked with financing alternatives SUA offers a value chain development curricula	Market information system in place Forest sector businesses linked with financing alternatives Better functioning forest value chains in Tanzania benefitting forest sector and including participation of women and disadvantaged groups (data disaggregated by sex, age, disability)	<ul style="list-style-type: none"> Beekeeping database, covering the Programme area, established in the context of the FORVAC micro-business support and promotion of beekeepers groups. 7 Village Saving and Loans Associations (VSLAs) established with 140 members (39M/101F) to facilitate financing through savings in Lindi Cluster. 	<ul style="list-style-type: none"> Beekeeping database, covering the Programme area, established in the context of the FORVAC micro-business support and promotion of beekeepers groups. 38 VSLAs & 19 VICOBAs formed with 1,019 members to facilitate financing through savings (310M/709F) in Lindi, Tanga, and Ruvuma Clusters. Investment support and mentoring/training of 60 local micro-business initiatives

Indicators	Annual target 7/2021-6/2022	End of Programme target 7/2018-7/2022	Achievement (7/2021-6/2022)	Cumulative achievement since the beginning of the Programme
		Value chain development included in the curricula of forestry training institutions	<ul style="list-style-type: none"> 4 forest value chain dev. related MSc studies (Dissertations) initiated within AWP 2020-2021, dissertations completed and the relevant students graduated in December 2021. Support to additional 2 forest value chain dev. related MSc studies (Dissertations) commenced in December 2021 (ongoing). 	<p>through 49 producers groups and 11 individuals, 648 participants (409M/239F).</p> <ul style="list-style-type: none"> BSc and MSc Curriculars for Forest Value Chain and Business Development formulated in SUA under FORVAC support during the AWP 2019-2020. MSc curricula approved by the Post-Graduate Committee in August 2020. The proposed curricula submitted to the University Senate of SUA for approval. The BSc curricula approved by the College of Forestry and Wildlife and Tourism (CFWT) board and is waiting an approval from the Post-Undergraduate Committee. 6 forest value chain dev. related MSc studies (Dissertations) supported within AWP 2019-2020 and 2020-2021, and the relevant students graduated timely. Support to additional 2 forest value chain dev. related MSc studies (Dissertations) commenced in Dec. 2021.
Increased number of community producer groups and their members engaged in wood and NWFP harvesting, processing and marketing (per products/ district/ year, by sex, age and potential disability)	28 producers' groups established	70 groups of 30 women/ men; totaling 2100 members (figures to be revised on the basis of the baseline)	<ul style="list-style-type: none"> 1 TGAs (Tree Growers' Association): 80 members (62M/18F) in Nyasa District. 4 Charcoal Making Groups (CMGs): 158 members (104M/54F) in Handeni District. 5 beekeeping groups formulated and supported through Swahili Honey collaboration in Kilindi District: 67 members (52M/15F). 	<ul style="list-style-type: none"> 4 TGAs (Tree Growers' Associations) and 1 Tree Growers' Group: 434 members (338M/96F) / 6 PLWD (3M/2F) in Nyasa District. 4 Charcoal Making Groups (CMGs): 158 members (104M/54F) in Handeni District. Miombo timber production: VNRCs have been formed/ remobilized in 60 villages: 851 members (566M/285F). Micro-business support for 49 producer groups (28 beekeeping, 15 carpentry, 2 bamboo, 2 handicrafts and 2 cooking stoves), 637 beneficiaries (403M/234F, 1 primary and 19 secondary PLWD beneficiaries) in Handeni, Liwale, and Mbinga Districts. 18 beekeeping groups formed and supported through Swahili Honey collaboration in Mpwapwa District: 201 members (143M/58F).

Indicators	Annual target 7/2021-6/2022	End of Programme target 7/2018-7/2022	Achievement (7/2021-6/2022)	Cumulative achievement since the beginning of the Programme
Social fund distribution from forest produce sales (e.g. school uniforms, school desks, dispensary building, benefitting vulnerable; by gender, age and disability) and number of people benefiting	+15 %	+75 %	Impact assessment to be done towards the end of the Programme (2024).	
AAC - Annual Allowable Cut defined in harvesting plans, and logging done according to plans	15 % (to be adjusted against harvesting plans)	xx % increase	<ul style="list-style-type: none"> In the context of FORVAC supported Forest Management Planning, 16 timber harvesting plans for the AAC of 19,379 m³ in total produced and approved. 37 villages with VLFRs sold timber a total of 9,543 m³ with the value of TZS 2,662,587,528 (appr. EUR 1,065,035) in Lindi, Ruvuma and Tanga Clusters. 	<ul style="list-style-type: none"> 46 FMPs, including timber harvesting plans, for the AAC of 84,938 m³ in total produced and approved. 37 villages with VLFRs sold timber a total of 9,543 m³ with the value of TZS 2,662,587,528 (EUR 1,065,035) in Lindi, Ruvuma and Tanga Clusters (AWP 2021-2022). Timber trade event for Lindi Cluster held in Ruangwa District in Oct. 2020: 7 VLFRs involved, volume marked for for sale 2,570 m³ in total, value of TZS 1,016,733,740 (EUR 376,568). By the end of June 2021, 168 m³ sold. Timber sale in Liwale District in 2020: 8 VLFRs involved, 703 m³ sold (TZS 201,150,000).
Increased areas under sustainable forest management (CBFM)	90,000 ha	+ 60 % (additional 151,149 ha)	<p>Additional forest reserve area under sustainable management through:</p> <ul style="list-style-type: none"> 16 Forest Management Plans (FMPs) produced and approved at the District and/or Ministry level, covering the VLFR area of 107,875 ha in total. 17 FMPs in Lindi and Tanga Clusters, including SULEDO Community Forest in Kiteto District, covering the FMP area of 82,911 ha in total produced, waiting for approvals from relevant Districts 10 VLFRs gazetted, 38,801 ha in total. 	<ul style="list-style-type: none"> 26 VLFRs gazetted, 184,865 ha in total. 46 FMPs produced and approved at the District and/or Ministry, covering a total VLFR area of 323,985 ha. 17 FMPs (82,911 ha) are waiting for District level approval.
Improved Forest Law enforcement and Governance system to replace trade of illegal timber with legally produced timber	Progress taken in establishment of components of Forest Law enforcement and Governance system	Key Forest Law enforcement and Governance system components in place	In partnership with TRAFFIC and implemented in close collaboration with the TFS and MNRT/FBD, formulation of the Tanzania Timber Legality Framework completed in May 2022.	Tanzania Timber Legality Framework and Handbook produced in 2020-2022.

2.3 Implementation and achievements by Outputs

The FORVAC implementation takes place under four Outputs: i) Improved value chains and increased private sector involvement in the forest sector; ii) Stakeholder capacity to implement and promote forestry value chain development enhanced; iii) Functional extension, communication, monitoring systems and Management Information System in place; and iv) Supportive legal and policy frameworks to forest value chain and sustainable forest management developed. The following Sections describe activities conducted under these Outputs during the reporting period as well as achievements against the Programme results framework and related Indicators.

2.3.1 Output 1. Improved value chains and increased private sector involvement in the forest sector

Herewith we present FORVAC's achievements in relation to the indicators of Output 1 "Improved value chains and increased private sector involvement in the forest sector". The presentation covers the following Output areas (Interventions):

1.1 Establishment and mobilization of Village Land Forest Reserves (VLFR)

1.2 Support to value chain development

Indicators and achievements under Output 1 are set out in Table 4 below.

Table 4. Indicators and achievements under Output 1.

Indicators	Annual target 7/2021-6/2022	End of Programme target 7/2018-7/2022	Achievement (7/2021-6/2022)	Cumulative achievement since the beginning of the Programme
Number of VLFRs declared and operational, including village land use plans and forest management plans	26 VLFRs forest management & harvesting plans completed; 26 additional VLFRs declared and operational	85 VLFR functional (number of new VLFRs to be established 28) 52 VLUP	Additional forest reserve area under sustainable management through: <ul style="list-style-type: none"> • 16 Forest Management Plans (FMPs) produced and approved at the District and/or Ministry level, covering the VLFR area of 107,875 ha in total. • 17 FMPs in Lindi and Tanga Clusters, including SULEDO Community Forest in Kiteto District, covering the FMP area of 82,911 ha in total produced, waiting for approvals from relevant Districts. • Village Land Use Plans (VLUP): <ul style="list-style-type: none"> - Completed and approved in 11 villages, covering the land area of 246,804 ha and forest area of 56,248 ha. - 7 villages, with the forest area of 20,823 ha in total and total land area of 69,423 ha, waiting for approval. • 10 VLFRs gazetted, 38,801 ha in total 	Additional forest reserve area under sustainable management through: <ul style="list-style-type: none"> • 34 VLUPs produced and approved covering a total area of 550,664 ha and the VLFR area 132,187 ha. • 26 VLFRs gazetted, 184,865 ha in total. • 46 FMPs produced and approved at the District and/or Ministry level, covering a total VLFR area of 323,985 ha (17 FMPs (82,911 ha) are waiting for District level approval).

Indicators	Annual target 7/2021-6/2022	End of Programme target 7/2018-7/2022	Achievement (7/2021-6/2022)	Cumulative achievement since the beginning of the Programme
Number of forest harvesting contracts contributing to the timber value chain managed in VLFRs (species, volume sold and unit prices) villages/district /year	26 VLFRs harvesting plans completed 15 new harvesting contracts by June 2022	At least for 25 % of the VLFRs established during FORVAC +200%	In the context of FORVAC supported Forest Management Planning, 16 timber harvesting plans for the AAC of 19,379 m ³ in total produced and approved. 37 villages with VLFRs sold timber a total of 9,543 m ³ with the value of TZS 2,662,587,528 (appr. EUR 1,065,035) in Lindi, Ruvuma and Tanga Clusters.	<ul style="list-style-type: none"> 46 Forest Management and Harvesting Plans for the AAC of 84,938 m³ in total produced and approved. <u>2021-2022:</u> <ul style="list-style-type: none"> 37 villages with VLFRs sold timber a total of 9,543 m³ with the value of TZS 2,662,587,528 in Lindi, Ruvuma and Tanga Clusters. <u>2020-2021:</u> <ul style="list-style-type: none"> Timber trade event for Lindi Cluster held in Ruangwa District in October 2020: 7 VLFRs involved, volume marked for for sale 2,570 m³ in total, value of TZS 1,016,733,740 (EUR 376,568). By the end of June 2021, 168 m³ sold. Timber sale in Liwale District: 8 VLFRs involved, 703 m³ sold (TZS 201,150,000)
Lesser-known species with market potential identified and researched	Study completed	At least 10 with potential for market/business dev.	<ul style="list-style-type: none"> 14 lesser-known timber species (LKTS) tested and final reports delivered to FORVAC. Miombo Timber Species Database, Catalog and Website established (Service Provision Contract). 	<ul style="list-style-type: none"> A set of lesser-known timber species included in the forest inventory of the VLFRs by MCDI/FORVAC partnership. Technical properties and commercial value/marketability analyzed for 14 species. An open-access Miombo Timber Species Database and Website established.
Advocacy on lesser-known species	Miombo Timber Species Database and Catalog developed and market information made accessible to potential buyers, VLFRs, district and central authorities and other relevant stakeholders	At least 10 species of lesser-known species disseminated	<ul style="list-style-type: none"> Miombo Timber Species Database and Catalog/Website established. Marketing of LKTS commenced: 1,875 m³ of timber from 11 lesser-known tree species sold up to the value of TZS 352,018,395 in total. 2 timber trade events held in Lindi and 1 event in Ruvuma Cluster also specifically promoting LKTS. 	<ul style="list-style-type: none"> Miombo Timber Species Database and Catalog and Website established. Marketing of LKTS commenced: Within AWP 2021-2022, 1,875 m³ of timber from 11 lesser-known tree species sold with the value of TZS 352,018,395 in total. Within AWP 2021-2022, 2 timber trade events held in Lindi and 1 event in Ruvuma Cluster also specifically promoting LKTS.
Honey producer or other NWFP/NTFP producer groups linked with traders and other value chain actors (by sex) and their income increased	10 producer groups linked with traders min. 30% memberships of women	+ 30% + 100% + 100% + 100%	<ul style="list-style-type: none"> 4 mushroom groups established and linked with a trader in Songea District, 5 individual mushroom collectors from Mbinga linked with a trader. 5 beekeeping groups established (52M/15F) and linked with a trader in Kilindi. 	<ul style="list-style-type: none"> 4 mushroom groups established and linked with a trader in Songea District, 5 individual mushroom collectors from Mbinga linked with a trader. Investment support and mentoring/training of 60 local micro-business initiatives through 49 producers' groups and 11 individuals completed, 648 participants (409M/239F,

Indicators	Annual target 7/2021-6/2022	End of Programme target 7/2018-7/2022	Achievement (7/2021-6/2022)	Cumulative achievement since the beginning of the Programme
				<p>2 primary, and 19 secondary PLWD beneficiaries.</p> <ul style="list-style-type: none"> • 5 beekeeping groups established (52M/15F) and linked with a trader in Kilindi. • 13 beekeeping groups established (91M/43F) and linked with a trader in Mpwapwa. • 12 beekeeping groups (89M/70F) linked with a trader in Handeni.
Increased efficiency of timber processing (e.g. use of efficient sawmills contra pit sawing)	4 mobile sawmills procured and made operational, and the broken sawmill of SULEDO in Kiteto district repaired 2 solar kilns procured, installed and taken into use in 2 of the FORVAC supported sawmills	5-10% increase	<ul style="list-style-type: none"> • 2 additional community-owned mobile sawmills (Norwood Lumber Pro HD36) are under establishment (with a recovery rate of 60% compared to a recovery rate of around 30% of traditional technologies and pit sawing). • Operation of 2 sawmills procured within AWP 2020-2021 commenced: value of sawn timber in July 2021-June 2022 TZS 215,540,250. • Establishment of 2 solar kilns (1 to Lindi and 1 to Ruvuma Cluster). 	<ul style="list-style-type: none"> • 2 community-owned mobile sawmills (Norwood Lumber Pro HD36) established in Lindi and Ruvuma Clusters in 2020-2021 (with a recovery rate of 60% compared to the recovery rate of around 30% of traditional technologies and pit sawing). • Operation of 2 sawmills procured within AWP 2020-2021 commenced: value of sawn timber in July 2021-June 2022 TZS 215,540,250. • Establishment of 2 solar kilns (1 to Lindi and 1 to Ruvuma Cluster) and 2 additional sawmills in Lindi Cluster in process.
Number of new institutional arrangements / business models with market linkages (e.g. MoUs, joint ventures, PPP & other partnerships)	+ 3-5 new institutional arrangements/ business models with market linkages, including community owned and managed portable sawmills	10-15	<ul style="list-style-type: none"> • Establishment of organizations for 2 community-owned solar kilns has been started; 1 solar kiln for Lindi Cluster and 1 solar kiln for Ruvuma Cluster. • Establishment of organizations for 2 community-owned portable sawmills has been started, both sawmills go to Lindi Cluster. • Swahili Honey (Central Park Bees Ltd, honey trademark and exporter, bee wax producer) collaboration extended to Kilindi District at the beginning of 2022. • 4 Charcoal Makers Associations established in connection with formation of a model for intensified VLFR charcoal production in Handeni District. 	<ul style="list-style-type: none"> • Partnership with MCDI on long term presence for CBFM in Lindi (Districts of Liwale, Ruangwa and Nachingwea), Ruvuma Cluster (Districts of Songea, Namtumbo and Tunduru), and Tanga Cluster (Kiteto, Kilindi and Handeni Districts). • Establishment of organizations for 2 community-owned solar kilns has been started; 1 solar kiln for Lindi Cluster and 1 solar kiln for Ruvuma Cluster. • Establishment of organizations for 2 community-owned portable sawmills has been started, both sawmills go to Lindi Cluster. • In 2020-2021, organizations established for community owned portable sawmills and sawn timber production for 1 sawmill in Lindi Cluster and 1 sawmill in Ruvuma Cluster. In 2021-2022, production and sale of sawn timber started. • 4 Charcoal Makers Associations established in

Indicators	Annual target 7/2021-6/2022	End of Programme target 7/2018-7/2022	Achievement (7/2021-6/2022)	Cumulative achievement since the beginning of the Programme
				<p>connection with formation of a model for intensified VLFR charcoal production in Handeni District.</p> <ul style="list-style-type: none"> Swahili Honey (Central Park Bees Ltd, honey trademark and exporter, bee wax producer) connected with 30 beekeepers' groups from Mpwapwa, Handeni, and Kilindi Districts.
Number of private business actors engaged in legal timber processing (per district/year) increased	At least +30% increase	+150%	<ul style="list-style-type: none"> 37 VLFRs have sold timber 9,543 m³, with a total value of TZS 2,662,587,528 (appr. EUR 1,065,035) in Lindi, Ruvuma and Tanga Clusters. Micro-business support Phase I (mentoring and investment support) completed involving 23 enterprises engaged in legal timber processing (carpentry 17 groups, bamboo 4 groups, and handicrafts 2 groups), 177 individuals. 41 carpenters have been trained and engaged on how to make modern beehives. 	<ul style="list-style-type: none"> 37 VLFRs have sold timber 9,543 m³, with a total value of TZS 2,662,587,528 (appr. EUR 1,065,035) in Lindi, Ruvuma and Tanga Clusters. Through the FORVAC micro-business support, 23 enterprises engaged in legal timber processing (carpentry 17 groups, bamboo 4 groups, and handicrafts 2 groups), 177 individuals. 82 carpenters have been trained and engaged on how to make modern beehives.
Increased employment (# of persons getting income) in harvesting and transportation, processing, pit sawing and saw milling; by gender.	+ 300 (15 % women)	+1000 people (at least 20 % women)	<ul style="list-style-type: none"> 1015 (850M/165F) villagers have got temporary/part-time employment in forest harvesting and sawmilling related activities. 41 carpenters (all men) have been trained and engaged on how to make modern beehives. 	<ul style="list-style-type: none"> 1015 (850M/165F) villagers have got temporary/part-time employment in forest harvesting and sawmilling related activities. Through the FORVAC micro-business support, 23 participating enterprises engaged in legal timber processing (carpentry 17 groups, bamboo 4 groups and handicrafts 2 groups), 177 (M152/F25) individuals. 82 carpenters (all men) have been trained and engaged on how to make modern beehives.
Total income from charcoal sales within FORVAC VLFRs	+20%	+200%	<ul style="list-style-type: none"> Intensified VLFR Charcoal Production Model piloted in 1 village in Handeni District. Within AWP 2021-2022, the villagers sold 245 charcoal bags (about 25-30 kg each) with the value of TZS 1,225,000. Additionally, Kwedikabu Village has received revenue of TZS 512,500 from the charcoal sales. 	<ul style="list-style-type: none"> Intensified VLFR Charcoal Production Model piloted in 1 village in Handeni District. Within AWP 2021-2022 the villagers sold 245 charcoal bags (about 25-30 kg each) with the value of TZS 1,225,000. Additionally, Kwedikabu Village has received revenue of TZS 512,500 from the charcoal sales.
Reduction in annual illegal forest harvesting cases in	<5 cases	10% of the respondents report illegal harvesting of timber	<ul style="list-style-type: none"> Forest management (and harvesting) planning supported by FORVAC 	<ul style="list-style-type: none"> Forest management (and harvesting) planning supported by FORVAC has

Indicators	Annual target 7/2021-6/2022	End of Programme target 7/2018-7/2022	Achievement (7/2021-6/2022)	Cumulative achievement since the beginning of the Programme
FORVAC supported forests	Establish Forest User Networks to report on illegalities Pilot illegality reporting dashboard Work on availability of legal timber via CBFM		produced the Annual Allowable Cut of 19,379 m ³ in total in 16 villages Lindi and Ruvuma Clusters (helps to control illegal logging). <ul style="list-style-type: none"> 4 community owned networks, established by MJUMITA within AWP 2020-2021, been active and the platform, established to report illegalities in VLFSS, has been effective. 	produced the Annual Allowable Cut of 84,938 m ³ in total in 46 villages in 3 Clusters (helps to control illegal logging). <ul style="list-style-type: none"> Within AWP 2020-2021, MJUMITA established 4 new community-owned networks: 2 in Tanga Cluster (Handeni and Kilindi Districts) and 2 in Ruvuma Cluster (Namtumbo District). The networks have used an illegal logging dashboard to report illegalities. A total of 15 villages involved.

2.3.1.1 Establishment and mobilization of Village Land Forest Reserves (VLFR), Output area 1.1

Even though a focus of FORVAC operations was shifted to development of timber, charcoal and non-wood forest products value chains during implementation of the previous AWP 2020-2021, the Programme continued support to establishment and mobilization of VLFRs during the AWP 07/2021-06/2022. The related activities covered production of Village Land Use Plans (VLUPs), Forest Management Plans (FMP) and Harvesting Plans (HP), and gazettement of selected VLFRs.

Cumulative results of the FORVAC support to establishment and mobilization of Village Land Forest Reserves (VLFR), from the beginning of the Programme implementation, are set out in Annex 4 and narrated below.

Land Use Planning (LUP)

The boundaries of VLFRs are defined during Village Land Use Planning. 11 Village Land Use Plans (VLUPs), covering the land area of 246,804 ha and the forest area of 56,248 ha, were endorsed and approved by National Village Land Use Planning Commission (NLUPC) and the relevant District Councils during the reporting period. Additionally, seven (7) completed VLUPs, covering the land area of 69,423 ha and the forest area of 20,823 ha, were waiting for approvals.

Gazettement of Village Land Forest Reserves (VLFRs)

Forest gazettement, a public notification at the national level through announcement by the Minister in the Government Gazette that a forest has been reserved, is not necessary for a VLFRs to be legally recognized. However, it guarantees a strong tenure for the related areas.

FORVAC supported the gazettement of 16 VLFRs within the AWP 2020-2021. In September 2022, this gazettement was extended to 15 additional villages. The field survey of the 15 villages revealed that eight (8) of the proposed villages did not fill the minimum requirements of gazettement. Many villages had, for example, boundary conflicts and a high encroachment rate. Hereby, only seven (7) originally planned VLFRs combined with three (3) new VLFRs, with a total VLFR area of 38,801 ha, were gazetted. These new VLFRs locate in Milango Miwili village in Handeni District, Kagali village in Kilindi District, and Ngongowe village in Liwale District. All ten (10) gazetted villages are presented in Table 5.

Table 5. Gazetted Village Land Forest Reserves (VLFRs).

Cluster	District	Village	Name of the declared Village Land Forest Reserve	Declared VLFR area, ha
Lindi Cluster	Liwale	1. Litou	Mtamba	1,805
		2. Mihumo	Machemakale	8,691
		3. Ngongowe	Kwiga	6,475
		4. Ngongowe	Ndungutu	5,474
		5. Ngunja	Nakawale	6,557

Cluster	District	Village	Name of the declared Village Land Forest Reserve	Declared VLFR area, ha
Tanga Cluster		6. Kibutuka	Kinyororo	5,654
		7. Mikuyu	Miwagilo	1,373
	Handeni	8. Milango Miwili	Kwamsisi	1,080
	Kilindi	9. Kwamwande	Matugusa	920
		10. Kagali	Kimbe	772
Total area (ha):				38,801

Forest Management Planning (FMP)

Table 6 summarizes a status of the FORVAC-supported Village Land Use Plans (VLUP) and Forest Management Plans (FMP) that have been approved by relevant District Councils and/or MNRT, also including Annual Allowable Cut (AAC), in the Programme target area by Clusters. In Annex 4, the cumulative information is presented by villages.

During the reporting period, forest management planning was completed up to approval by relevant District Councils and/or MNRT in 16 villages in total (two in Ruvuma and 14 in Lindi Cluster). As given in Table 6 above, these approved Forest Management Plans (FMPs) cover a total VLFR area of 107,875 ha. Additionally, three (3) villages in Lindi Cluster, with the VLFR area of 4,364 ha, and Mazingara village, with VLFR area of 1,045 ha, and SULEDO Community Forest, with the VLFR area of 77,502 ha, in Tanga Cluster are waiting for District level approval for their FMPs.

Most of the FORVAC-supported FMPs include around 10% of the VLFR area that is fully protected, and none forest management activities are allowed. The 16 new FMPs, that were approved at District and/or Ministry level within AWP 2021-2022, cover a total protected area of 15,623 ha (Table 6). By the end of June 2022, 46 FORVAC-supported FMPs with VLFR area of 323,985 ha have been approved. This forest area includes 39,244 ha (12%) of protected area.

Table 6. Summary of approved Land Use Plans (VLUPs) and Forest Management Plans (FMPs) supported by FORVAC.

VLUP and FMP	Clusters			FORVAC Clusters in total
	Ruvuma	Lindi	Tanga	
Total number of villages with the FORVAC supported VLUP (by 6/2022)	16	10	8	34
Total VLFR area covered by the FORVAC supported VLUPs (by 6/2022), ha	44,389	69,722	18,076	132,187
Total land area covered by VLUP by 6/2022, ha	278,111	175,699	96,854	550,664
7/2021-6/2022: Forest management planning, number of villages covered	2	14	0	16
7/2021-6/2022: Forest management planning, area covered, ha	17,718	90,157	0	107,875
7/2021-6/2022: Protected area covered by the FORVAC supported FMPs, ha	1,802	13,821	0	15,623
Total protected area covered by the FORVAC supported FMPs by 6/2022, ha	6,160	31,227	1,856	39,244
Harvesting plans, Annual Allowable Cut (AAC) generated by 6/2022 in total, m ³	13,244 m ³	62,402 m ³	1,951 m ³	84,938 m ³

SULEDO Community Forest

In SULEDO Community Forest in Kiteto District (Tanga Cluster), FORVAC partnered with Mpingo Conservation & Development Initiative (MCDI), focusing mainly on production of the new Forest Management Plan (FMP)

for SULEDO, starting from the re-survey of forest boundaries to training of VC and VNRC members on CBFM practices and Participatory Forest Resource Assessment (PFRA) and implementation of this PFRA in the area. The villages covered by FORVAC support and related VLFR (FMP) areas are given in Table 7.

Table 7. VLFR area per village in SULEDO Community Forest – approval of forest management plans (FMP).

#	Village name	VLFR area, ha	FMP approved by Village General Assembly (VGA) meeting and the District Council
1	Mesera	5,569	√
2	Ndotoi	10,236	√
3	Aswamata	22,219	√
4	Engang'uengare	5,735	√
5	Laiseri	192	√
6	Lengatei	1,109	√
7	Lesoiti	2,976	√
8	Loltepesi	12,219	√
9	Olgira	10,332	√
10	Olkitikiti	2,097	√
11	Zambia	709	√
12	Chang'ombe	60	√
13	Sunya	4,049	√
Total		77,502 ha	13

The previous forest management plan for SULEDO Community Forest was drafted in 2009, and it was a ten-year plan. This plan expired in 2019, and FORVAC was asked to support production of a new plan. As the results of the planning process show (Table 7 above), the forest area of SULEDO, initially 167,416 ha, has decreased significantly since its establishment in 1994 down to 77,502 ha. This has been mainly caused by encroachment of agriculture, cattle grazing, human settlement, and illegal logging.

The FORVAC support also covered boundary demarcation to ensure that the boundaries of the community forest are visible to avoid future encroachments. All 13 SULEDO communities have already approved the renewed FMPs, which are now waiting for approval from the relevant District Council.

Annual Allowable Cut (AAC)

So far, the FORVAC-supported 46 Forest Management Plans (approved by relevant District Council and/or MNRT) have produced a total annual allowable cut (AAC) volume of 84,938 m³ in the Programme area. This logging quota is given per Clusters and relevant Districts in Table 8. FORVAC has put efforts to market sustainably harvested community timber, but its newest interventions are still in progress, as discussed later in this report. The most promising interventions are the open-access miombo timber species website/catalog launched in June 2022 and will be promoted within AWP 2022-2023, and the CBFM market information system targeted to support villages with VLFR to market available timber stocks. Within AWP 2021-2022, the utilization rate of AAC was around 9%.

Table 8. Annual Allowable Cut (AAC) generated by the FORVAC supported and approved FMPs.

Cluster	Ruvuma Cluster	Lindi Cluster	Tanga Cluster	Total AAC generated
District	Namtumbo: 4,205 m³	Ruangwa: 3,537 m³	Handeni: 796 m³	84,938 m3
	Songea: 5,237 m³	Liwale: 53,684 m³	Kilindi: 1,155 m³	
	Tunduru: 3,802 m³	Nachingwea: 12,522 m³		
Total AAC:	13,244 m³	62,402 m³	1,951 m³	84,938 m3

Additionally, 13 new forest management plans approved at the village level define a total annual allowable cut of 6,409 m³ for SULEDO Community Forest Reserve. It is expected that all the FMPs for the entire SULEDO Community Forest will be approved by Kiteto District by the end of June 2022.

Patrolling and other field activities of VLFRs

In any forestry work, safe operations and occupational safety are important. FORVAC supported its beneficiaries with 432 uniforms, including strong leather boots and hats. The uniforms and shoes protect the members of the VNRCs while working in a forest but also help others to recognize the legal patrollers.

The uniform sets were targeted to 25 Village Natural Resource Committees (VNRCs), which have the approved Forest Management Plans (FMPs), and correspondingly distributed to the villages as follows:

1) Lindi Cluster	Ruangwa District	3 villages
	Nachingwea District	3 villages
	Liwale District	5 villages
2) Ruvuma Cluster	Songea District	4 villages
	Tunduru District	3 villages
	Namtumbo District	3 villages
3) Tanga Cluster	Handeni District	3 villages
	Kilindi District	1 village



Figure 2. Village Natural Resource Committee (VNRC) members of Barikiwa village with the new uniforms.

Motorbikes to VLFRs

The Village Land Forest Reserve (VLFR) areas are large and not always close to the villages. To help communities manage their forest reserves sustainably and effectively, FORVAC handed over motorbikes to VNRCs in October 2021. VLFRs in Ruvuma Cluster received two (2) motorbikes and in Lindi Cluster eight (8) motorbikes. Earlier, FORVAC had already provided 10 motorbikes to communities in Tanga, Lindi, and Ruvuma Clusters.

Motorbikes to district authorities

District authorities have an essential role in offering constant support to villages. FORVAC supported extension officers in its operational area to implement their duties better by handing over part of motorbikes to them to reach and visit villages. A total of 5 new motorbikes were provided in Ruvuma Cluster in October 2021, addition to 11 motorbikes that Districts in Tanga, Lindi, Ruvuma Clusters had received earlier. The motorbikes ensure that villages will get the necessary assistance timely.



Figure 3. Handing-over of FORVAC supported motorbikes in Lindi Cluster.

Establishment and gazettement of bee reserves

Bee reserve is an area of land administered and managed for the purpose of sustainable development of beekeeping and bee fodder resources. To ensure the sustainability of these resources, the National Beekeeping Policy of 1998 encourages the establishment and management of bee reserves. It emphasizes setting aside sufficient forest areas for the purpose of developing and managing honeybees as well as maximizing the production and utilization of bee products. The bees and bee fodder resources are at high risk due to illegal human activities such as livestock keeping, tree felling, mining, and crop cultivation. Hereby, FORVAC supported National Beekeeping Policy Implementation Strategy (2021- 2031) directs to gazette Bee Reserves of 114,000 ha by June 2031.

During the reporting period, FORVAC started supporting the establishment of bee reserves in Tanga Cluster where forest reserves are degraded, and the establishment of Village Land Forest Reserves (VLFRs) is not financially viable. A total of five (5) villages were selected for the process as FORVAC has already supported four (4) of the villages (Ikuyu, Chiseyu, and Chitemo in Mpwapwa District and Mkonde in Kilindi District) to prepare Village Land Use Plans (VLUPs) and they had set aside an area for conservation. The fifth village is Kwamwande in Kilindi District which has an expired VLUP, but due to its small VLFR area FORVAC has not supported the village with a new VLUP.

The field survey and mapping resulted in the bee reserve area of 5,059 ha in total in the selected five (5) villages as follows:

- | | |
|--|--|
| • Three (3) villages in Mpwapwa District | • Two (2) villages in Kilindi District |
| - Ikuyu 104 ha | - Mkonde 190 ha |
| - Chiseyu 3951 ha | - Kwamwande 54 ha |
| - Chitemo 760 ha | |

The established bee reserves are waiting for final approvals.

2.3.1.2 Support to value chain development, Output area 1.2

Timber harvest and sales

During the reporting period, timber harvesting and selling started in 37 FORVAC supported VLFRs (two villages in Ruvuma, 33 villages in Lindi, and two villages in Tanga Cluster). FORVAC, in partnership with MCDI, organized a specific timber trade event in Ruangwa in September 2021. During this event, 16 villages were supported to prepare and present their available timber stocks, especially the lesser-known tree species, to a total of 21 timber buyers. The forum also presented an opportunity for the stakeholders to share their challenges of timber trade in Lindi Cluster. The second timber trade event was incorporated with the Liwale District Investment Forum held in November 2021.

In Ruvuma Cluster, FORVAC partnering with MCDI organized a timber trade event in connection with the Majimaji Selebuka Festival held in Songea in July 2021. This event specifically focused on marketing of lesser-known timber species found in VLFRs.

These efforts seem successful: 9,186 m³ of timber, up to a total value of TZS 2,572,016,985 (EUR 1,028,807), have been sold in Lindi Cluster by the end of June 2022. The volumes are lower in the areas of Ruvuma and Tanga Clusters, together with Lindi Cluster still providing a remarkable volume and value for timber sold in these three clusters between July 2021 and June 2022. The related key numbers are set out in Table 9.

<i>Timber sold in total, m³</i>	<i>Value, TZS</i>	<i>Value, EUR</i>
• 9,543	• 2,662,587,528	• 1,065,035

Table 9. Data of the sold timber by district and villages during July 2021-June 2022.

Cluster	District	Village	Harvested timber volume (m3)	Revenue collected	
				TZS	EUR
Ruvuma	Songea	Litowa	13	3,770,000	1,508
		Ndongosi	6	1,726,250	691
		SUB TOTAL RUVUMA		19	5,496,250
Lindi	Ruangwa	Nandenje	159	38,320,000	15,328
		Nahanga	250	59,854,895	23,942
		Mchichili	187	54,830,000	21,932
		Lichwachwa	360	79,700,000	31,880
		Ng'au	310	88,000,000	35,200
	SUB TOTAL RUANGWA		1,266	320,704,895	128,282
	Liwale	Barikiwa	414	118,400,000	47,360
		Chigugu	235	68,150,000	27,260
		Chimbuko	665	203,535,000	81,414
		Darajani	265	67,030,000	26,812
		Kibutuka	115	33,950,000	13,580
		Kitogoro	385	113,450,000	45,380
		Likombora	227	60,218,500	24,087
		Litou	74	22,747,600	9,099
		Luwele	380	110,680,000	44,272
		Mahonga	60	17,400,000	6,960
		Majonanga	41	11,890,000	4,756
		Mchichili	100	29,000,000	11,600
		Mihumo	575	136,950,000	54,780
		Mikunya	216	61,180,000	24,472
		Mikuyu	763	213,783,790	85,514
		Mtawatawa	550	153,930,600	61,572
		Mtungunyu	566	164,140,000	65,656
		Nahanga	109	31,610,000	12,644
		Nahoro	252	74,316,600	29,727

Cluster	District	Village	Harvested timber volume (m3)	Revenue collected	
				TZS	EUR
		Nambinda	59	17,110,000	6,844
		Nandenje	130	37,700,000	15,080
		Nangano	476	138,755,000	55,502
		Nanjegeja	321	94,290,000	37,716
		Ngongowele	379	107,525,000	43,010
		Ng'au	130	37,700,000	15,080
		Ngunja	197	57,430,000	22,972
		Turuki	195	56,550,000	22,620
	SUB TOTAL LIWALE		7,879	2,239,422,090	895,769
	Nachingwea	Majonanga	41	11,890,000	4,756
	SUB TOTAL NACHINGWEA		41	11,890,000	4,756
SUB TOTAL LINDI			9,186	2,572,016,985	1,028,807
Tanga	Kilindi	Mkonde	283	74,378,343	29,751
	Handeni	Gole	55	10,695,950	4,278
SUB TOTAL TANGA			338	85,074,293	34,030
Total			9,543	2,662,587,528	1,065,035

The timber sales taken place during July 2021-June 2022 included a considerable volume of 11 lesser-known tree species, namely Msufipori, Mtondoro, Mtondo, Mmula, Mchenga, Mnjiligiwi, Mkarati, Msekeseke, Mgonga chuma, Mnidu, and Njiligiwi, with the following amount and value:

- Sold timber of lesser-known species: 1,875 m3
- Value: TZS 352,018,395

Establishment of community-owned mobile sawmills and solar timber drying kilns

FORVAC has been partnering with Mpingo Conservation & Development Initiative (MCDI) in supporting Community Based Forest Management (CBFM) since 2019. Currently, 32 villages in Lindi Region, 8 villages in Ruvuma Region and 17 villages, also involving villages of SULEDO Community Forest in Kiteto District in Tanga Cluster are being facilitated for CBFM value chain development. FORVAC and MCDI have set targets to improve forest-based income, livelihoods and environmental benefits deriving from CBFM. One strategy that the partners are pursuing to achieve this is to increase the income of the rural communities through value-added sawn timber production. To facilitate this, four portable sawmills, which are suitable for hardwoods processing, have been procured, three for Lindi Cluster and one for Ruvuma Cluster. Currently, two of these sawmills are in operation, and the establishment of the other two sawmills is underway. Additionally, procurement and set-up of two solar timber drying kilns is ongoing.

The first results of sawmilling are presented in Table 10 below.

Table 10. Value of sawn timber produced by FORVAC supported community-owned portable sawmills by Jun. 2022.

Cluster	District	Villages	Sawn timber	Value, TZS
Lindi	Ruangwa	Nandenje, Ng'au, Mchichili, and Nahanga	4,497 planks	210,544,000
Ruvuma	Songea	Litowa and Ndongosi	486 planks	4,996,250
Total value, TZS				215,540,250

The mobile sawmills are fully owned by the villages through a signed agreement. Districts authorities will work alongside FORVAC/MCDI to oversee the operations and management of the sawmills. This strategy has already resulted in notable achievements in the villages where secondary processing has already started. It has been proven that investing in high-efficiency sawmills is more beneficial to VLFR, increases productivity and margin from the sale. Records show recovery rate of 60% attained by these sawmills compared to 30% recovery rate attained by using traditional technologies and pit sawing. In addition, economic gains are also achieved by increasing the value of one cubic meter of standing tree volume from TZS 260,000 to TZS 416,000

of sawn timber, equivalent to 60% increment. This secures improved income, employment, and livelihoods at community level as shown in Table 11 (Number of persons employed in forest harvesting and sawmilling related activities in the villages in 07/2021-06/2022).

Box 1 – Community carpentry workshop for wood processing in Songea, Parangu Ward



During the reporting period and resulting from the FORVAC – MCDI partnership, Mpingo Conservation & Development Initiative established a community wood carpentry workshop in Parangu Ward of Songea District in Ruvuma Region. The investment of FORVAC in the community owned mobile sawmill has made this set-up possible. The two are closely connected and dependent on each other.

The CBFM villages will benefit from this rural carpentry workshop in many ways such as:

i) Production of more value-added wood products such as school desks, doors etc. will increase with an improved market access for the end products, increasing demand for sawn timber from the VLFRs.

ii) Carpentry creates employment opportunities creation.

iii) The workshop will also be used as a training center to rural carpenters – local capacities for timber processing enhanced.

Some of the sawn timber produced from Litowa village supported by FORVAC were bought for the construction of the building, so Litowa village has already started benefitting from the carpentry.



Figure 4. Two community owned mobile sawmills started operations in Ruvuma and Lindi Clusters.

The mobile sawmills alone cannot completely resolve challenges related to the market access. This is because technical and environmental standards have become an important issue in high value timber markets especially for construction and furniture companies as well as eco-lodges, as one of main buyers. Therefore, the establishment of community-owned solar timber drying kilns for seasoning timber and adding value of timber processing is seen important.

FORVAC, in partnership with MCDI, commenced procurement of two environmentally friendly timber drying systems to establish one of them in Ruangwa District in Lindi Region and one more in Songea District in Ruvuma Region. The shipment of the kilns has been delayed, and the establishment remains for the first half of AWP 2022-2023. Like the mobile sawmills, the solar timber drying kilns will be owned by communities, and all the operations are overseen by the District Authorities in partnership with FORVAC/MCDI.

In practice, the establishment of solar kilns for seasoning timber is well connected with the portable sawmills already supported by FORVAC. The solar kiln in Ruangwa in Lindi Region serves 19 villages of Ruangwa and Nachingwea Districts but also other nearby villages will have access to the kiln. Another solar kiln is located in Ruvuma Region serving nine (9) VLFRs in Namtumbo and Songea Districts. Sawn timber, which requires drying, will be transported from the villages to be seasoned in the kiln before transported to the buyers.

Development of CBFM market information system

FORVAC has collaborated with MCDI also to develop a CBFM market information system. The market information system will help to connect rural communities with timber buyers/customers. Additionally, it will be possible for villagers to add non-timber forest products for sale. The system is web-based, so users will be able to access it through smartphones and computers anywhere where the internet is available. It will be designed in a way that an average literate villager will be able to use it.

The market information system will provide a linkage to the Miombo Timber Species Database and Catalogue developed by FORVAC in collaboration with the Wood Technology Institute of Sokoine University of Agriculture. The system will be launched in July-August 2022.

Timber harvest and sawmilling – employment opportunities

VNRCs are responsible for organizing and monitoring forest harvesting operations. During the reporting period, harvesting was conducted in two (2) villages in Ruvuma Cluster, 28 villages in Lindi Cluster, and in two (2) villages in Tanga Cluster. Harvesting, processing, and skidding logs to timber yards offered employment for 275 (265M/10F) people, monitoring of harvesting was conducted by 435 (305M/130F) VNRC members, transportation employed 163 (162M/1F) and sawmilling 142 (118M/24F) people.

At this stage the timber harvest and processing provide the following total number of employment opportunities:

<i>Total number of villagers employed</i>	<i>Male, total</i>	<i>Female, total</i>
1,015	850	165

VLFRs are often located far from the villages, therefore engaging people living with disabilities (PLWD) is difficult. The number of people employed in forest harvesting -related activities is presented per District and per village in Table 11.

Table 11. Number of persons employed in forest harvesting and sawmilling related activities in the villages (07/2021-06/2022).

Cluster	District	Village	Harvesting, processing and skidding logs to landing site			Monitoring of harvesting (done by VNRC)			Transportation			Sawmilling		
			M	F	Total	M	F	Total	M	F	Total	M	F	Total
Ruvuma	Songea	Litowa	10		10	5	3	8	9		9	29	13	42
		Ndongosi	17	7	24	5	3	8	8		8	15	7	22

Cluster	District	Village	Harvesting, processing and skidding logs to landing site			Monitoring of harvesting (done by VNRC)			Transportation			Sawmilling		
			M	F	Total	M	F	Total	M	F	Total	M	F	Total
Lindi	Ruangwa	Nandenje	5	1	6	8	8	16	6	1	7	2	1	3
		Nahanga	4	1	5	8	6	14	6		6	3	1	4
		Mchichili	3	1	4	15	3	18	6		6	2		2
Lindi	Ruangwa	Lichwachwa	2		2	12	4	16	8		8	2		2
		Ng'au	4		4	10	6	16	5		5	6	2	8
	Liwale	Barikiwa	20		20	12	5	17	10		10			
		Chimbuko	12		12	12	5	17	6		6			
		Darajani	6		6	13	4	17	5		5			
		Kibutuka	10		10	12	5	17	6		6			
		Kitogoro	6		6	12	5	17	5		5	12		12
		Likombora	8		8	12	5	17	6		6			
		Luwele	8		8	12	5	17	6		6			
		Mihumo	16		16	12	5	17	6		6	4		4
		Mikunya	10		10	13	4	17	6		6	6		6
		Mikuyu	12		12	12	5	17	6		6			
		Mtawatawa	40		40	12	5	17	6		6	10		10
		Mtungunyu	12		12	12	5	17	5		5			
		Nahoro	6		6	12	5	17	5		5			
		Nangano	10		10	12	5	17	5		5			
		Nanjegeja	6		6	11	6	17	5		5			
		Ngongowe	18		18	12	5	17	5		5	10		10
		Ngunja	6		6	12	5	17	6		6	10		10
		Turuki	2		2	12	5	17	4		4			
Tanga	Kilindi	Mkonde	8		8	13	5	18	5		5	3		3
	Handeni	Gole	4		4	12	3	15	6		6	4		4
Total			265	10	275	305	130	435	162	1	163	118	24	142

Micro-business support

When villagers benefit from the forests, they are more likely to conserve the natural resources nearby. FORVAC has seen it important to enhance household-level income from forests, also to reduce/prevent illegal forestry activities. For this purpose, the Programme has set up specific tools to develop local micro-businesses.

Phase I

FORVAC piloted a village-level forest-related micro-business support in three Districts, Handeni, Liwale, and Mbinga, during AWP 2020-2021. The model included comprehensive business mentoring, technical support, and investment support, offering know-how and tools to make the businesses grow and succeed. A total of 60 businesses received this support.

The Phase I was completed in October when the last procurements were handed over and installed and the last technical support and mentoring delivered. Nonetheless, follow-up support, backstopping, and monitoring visits for these businesses continued during AWP 2021-2022 and will also continue during AWP 2022-2023 to sustain the businesses.



Figure 5. Handing-over event for 20 FORVAC supported micro-businesses in Handeni District held in Tanga Region in July 2021. H.E. Marry Masanja, Deputy Minister of Natural Resources and Tourism, and H.E. Riitta Swan, Ambassador of Finland, handed over investment support (equipment, machinery and materials) for a total of 206 beneficiaries.

Out of the supported 60 businesses, 30 businesses are dealing with beekeeping. Another 30 micro-businesses cover carpentry, bamboo, mushrooms, and cooking stoves production and sale. Major results of FORVAC's support to these businesses (excluding beekeeping) are set out below:

- Average monthly profit per business in each District has increased since FORVAC started supporting the businesses: In Mbinga from TZS 5,443 to 43,500, in Liwale from TZS 81,289 to 191,704, and in Handeni from TZS 391,094 to 839,493.
- Out of 30 businesses, 28 businesses invested a total of TZS 14 million of their own funds (ranging from TZS 50,000 to 1,870,000) demonstrating the business owners' commitment and ability to generate profit to reinvest in growing their businesses.
- 12 businesses succeeded in creating new market links beyond their immediate local market, including government tenders to produce school furniture by using timber harvested from VLFRs, and selling their products to Dar es Salaam and Zanzibar.
- Business owners have been able to apply the skills gained from FORVAC training across their enterprises, and even in one case resulting in an employment for a carpenter Abdul Ng'ambe as highlighted in Textbox 2 below.
- In Handeni District, FORVAC-supported pottery businesses continue to thrive, with transformation in income and quality of life among members, as illustrated in Fatuma's story, in Textbox 3 below.

The highlights of the micro-business support phase I, excluding the honey value chain, are presented in Table 12. Out of the 204 beneficiaries/enterprises, 18 were counted as a person in vulnerable position (PiVP) as

they were over 60-year-old, single parents, or disabled. Additionally, the support has reached 10 PLWD as secondary beneficiaries.

Table 12. Summary of the results of the micro-business support Phase I, excluding honey value chain.

Districts:	Mbinga	Liwale	Handeni	Total
Number of businesses	7	15	8	30
Number of men	12	87	28	127
Number of women	13	45	19	77
Total	25	132	47	204
Number of vulnerable people	4	11	3	18
Monthly profit before FORVAC intervention per business in average	5,443	81,289	391,094	
Current monthly profit per business in average	43,500	191,704	839,493	
Entrepreneurs' own capital investment after FORVAC support - total	770,000	8,572,000	4,710,500	14,052,500
No. of businesses with new market links since FORVAC support started	0	7	5	12

Box 2 – Improved livelihood through business training, investment support, and technical training

FORVAC support improved Mr. Abdul Ng'ambe's life in unexpected ways:

"Before, I was making unfinished goods, selling, and cutting timber. I used chainsaws to cut pieces of timber, hence selling for a low price as many were rejected. I earned around TZS 400,000 per year. With a powerful machine and training from FORVAC to process hardwoods, my annual income increased to TZS 4 million (EUR 1,780) as I can also provide services for neighbouring workshops.

In addition, because of what I learnt about financial record keeping from SEDIT, I was trusted to work for AMCOS (Agriculture Cooperation Society) which gives me an annual salary of TZS 3.6 million. I am now planning to get a bank loan to start a timber yard in our village."



Box 3 – Ms. Fatuma's story

"Before the FORVAC training, I didn't know about profit, capital, and expenditure. I couldn't even make 20 cooking stoves in a month because I was making them on my own. But now, I can produce up to 100 stoves because I pay labourers to get clay and firewood and to mix the clay. FORVAC intervention means we are now allowed to collect clay from the forest (VLFR), and the new kiln enables us to make better quality stoves more quickly and cheaper because we use less firewood.

Now I really love the stove business, and I'm committed to it. I have improved my marketing thanks to the training. Before, I was just waiting for customers to come, but now, I take my stoves to different locations and give out flyers to customers and potential customers. Thanks to the FORVAC training, I keep record of my customers and the agents who buy the stoves wholesale.

With the income from the ovens, I started selling fabrics, for which I have made a profit of 500,000 TZS so far, as well as investing in agriculture. I lived with my parents, but now I rent two rooms. With the money I received from the ovens and fabric businesses, I bought a bed, a television, a radio, a mirror table and a sewing machine, which will also help increase my income."

Phase II

A micro-business support Phase II was extended to six (6) additional Districts: Nyasa, Songea, Namtumbo, and Tunduru Districts in Ruvuma Cluster; and Nachingwea and Ruangwa Districts in Lindi Cluster. The lessons learned from Phase I of the micro-business support were previously discussed in the FORVAC Annual Report 2020-2021. These have been taken into use to improve the Phase II of business support.

The call for business proposals was organized in November 2022. This time it was more thematic: only 1-3 of the most potential value chains (beekeeping/honey processing, bamboo, carpentry, wood carving, or tree nurseries) were opened for calls in each District, in accordance with the local conditions. The selection of supported value chains was done by District authorities with support from FORVAC. The identification of the most potential value chains was based on the following criteria:

- Villages with approved Forest Management Plans -> carpentry and beekeeping businesses
- Villages with approved FMPs and good availability of Mpingo timber species -> wood carving businesses
- Villages with teak plantation but without Village Land Forest Reserves -> teak nurseries and beekeeping businesses
- Villages with access to bamboo -> bamboo-related businesses

The micro-business support Phase II had two levels of call:

- The village level call: addressed to the existing businesses at the community/village level
- District level call: addressed to the advanced businesses at the District level. These businesses can offer markets for village-level businesses (off-takers).

This time, more weight was given to the field assessment of businesses (implemented by the FORVAC team in collaboration with relevant District authorities) to ensure the businesses are operational and applicants have sufficient capacity and expertise. The business selection process is further described in Annex 5.

FORVAC received a total of 185 proposals from the six (6) Districts mentioned above. During the evaluation, the aspect of supporting vulnerable groups and people living with disabilities (PLWD) was highlighted, and the selection criteria were adjusted for this purpose. Finally, 75 of the most potential businesses were selected for the business support. These businesses involve a total of 20 PLWD. Table 13 below summarizes the 35 group initiatives by value chains; 39 selected businesses run by individuals are given in Table 14. The support reaches a total of 540 beneficiaries, of which 48% are women.

Table 13. Call for local business proposals - selected group initiatives per business area in each District.

Distict	Beekeeping				Honey trader				Carpentry				Bamboo				Carvings				Mushroom				Total			
	Grp.	F	M	Tot.	Grp.	F	M	Tot.	Grp.	F	M	Tot.	Grp.	F	M	Tot.	Grp.	F	M	Tot.	Grp.	F	M	Tot.	Grp.	F	M	Tot.
Nyasa	7	123	49	172	0	0	0	0	0	0	0	0	0	0	0	0	0	0	0	0	0	0	0	0	7	123	49	172
Songea	7	40	79	119	2	6	5	11	0	0	0	0	2	10	6	16	1	0	10	10	4	30	10	40	16	86	110	196
Namtumbo	3	14	20	34	0	0	0	0	2	0	12	12	0	0	0	0	0	0	0	0	0	0	0	0	5	14	32	46
Tunduru	3	9	22	31	0	0	0	0	0	0	0	0	0	0	0	0	0	0	0	0	0	0	0	0	3	9	22	31
Nachingwea	2	7	14	21	0	0	0	0	0	0	0	0	0	0	0	0	0	0	0	0	0	0	0	0	2	7	14	21
Ruangwa	2	8	14	22	0	0	0	0	1	2	5	7	0	0	0	0	0	0	0	0	0	0	0	0	3	10	19	29
Total	24	201	198	399	2	6	5	11	3	2	17	19	2	10	6	16	1	0	10	10	4	30	10	40	36	249	246	495

Table 14. Call for local business proposals - selected individual business initiatives per business area in each Cluster. Six (6) individual beekeeping businesses are formed by two (2) family members

Distict	Beekeeping				Honey trader				Carpentry				Bamboo				Tree Nursery				Carvings				Total			
	Ind	F	M	Tot.	Ind	F	M	Tot.	Ind	F	M	Tot.	Ind	F	M	Tot.	Ind	F	M	Tot.	Ind	F	M	Tot.	Ind	F	M	Tot.
Nyasa	10	0	10	10	1	1	0	1	0	0	0	0	0	0	0	0	3	2	1	3	0	0	0	0	14	3	11	14
Songea	5	1	4	5	0	0	0	0	3	0	3	3	0	0	0	0	0	0	0	0	0	0	0	8	1	7	8	
Namtumbo	3	4	3	7	1	0	1	1	0	0	0	0	1	0	1	1	0	0	0	0	0	0	0	5	4	5	9	
Tunduru	2	1	1	2	1	1	0	1	0	0	0	0	0	0	0	0	0	0	0	0	0	0	0	3	2	1	3	
Nachingwea	2	2	2	4	0	0	0	0	3	0	3	3	0	0	0	0	0	0	0	0	1	0	1	1	6	2	6	8
Ruangwa	2	0	2	2	0	0	0	0	1	0	1	1	0	0	0	0	0	0	0	0	0	0	0	3	0	3	3	
Total	24	8	22	30	3	2	1	3	7	0	7	7	1	0	1	1	3	2	1	3	1	0	1	1	39	12	33	45

The Terms of Reference (ToR) of the Phase II was improved to emphasize the importance of inclusion of District authorities in the process as well as adequate focus on marketing and development of market linkages. SEDIT was selected to continue as service provider, and they started fieldwork and mentoring in each District in February 2022.

During the on-site assessment of the micro-businesses, the investment needs were evaluated, and some common criteria were considered:

- i) A standard package of support for beekeepers (as many of the businesses are similar) were created.
- ii) Many beekeepers requested honey processing equipment, but while their production volumes are low, the investment support will focus on those already involved in honey processing and trading to build their capacity to aggregate honey across the whole District.
- iii) For carpentry businesses, a standard package of support has been proposed for areas with and without electricity as learnt from Phase I.

The needed investment support has been planned for each business and the summary of the support per value chain is presented in Table 15. The total amount of the investment support is TZS 375,000,000 (EUR 150,000). The procurement of equipment will take place during the first quarter of AWP 2022-2023. The mentoring will last until October 2022.

Table 15. The investment support for the selected 75 businesses per value chain.

Value chain	No. of businesses	Total amount (TZS)	Average amount per business (TZS)
Beekeeping	48	136,701,000	2,847,938
Honey trader/processor	5	27,180,000	5,436,000
Carpentry	10	82,327,000	8,232,700
Bamboo processor	1	25,700,000	25,700,000
Bamboo handicraft/weaving	2	12,071,000	6,035,500
Tree nursery	3	7,881,000	2,627,000
Carvings	2	8,780,000	4,390,000
Mushroom	4	(Under Mamaland Service Provision Contract)	
Total equipment support		300,640,000	
Logistics and overhead budget		23,108,250	
Training budget		38,671,750	
Phase I businesses (additional support)		12,580,000	
Total investment to 75 businesses		375,000,000	

Improved honey value chain and increased private sector engagement

Swahili Honey collaboration

During the Phase I of the micro-business mentoring in 2020-2021, FORVAC with a service provider for the micro-business support (SEDIT) defined the biggest gaps in the honey value chain in Handeni District: non-existent market, low production, and poor-quality honey. To solve these gaps, FORVAC identified a private-sector actor, called Central Park Bees Limited (brand name Swahili Honey), which has a long-term interest in building the capacity of beekeepers and providing a market for honey and beeswax. FORVAC connected 24 beekeepers' groups and 1 beekeeper from Handeni and Mpwapwa Districts with this market actor. Additionally, twelve (12) beekeepers from three (3) villages in Handeni District and nine (9) beekeepers from four (4) villages in Mpwapwa, out of the original FORVAC covered area, were connected with Swahili Honey.

Ideally, all group members would have been beekeepers, but as beekeeping was not very popular in the target villages in Mpwapwa District, all people with an interest in beekeeping were invited to form groups and attend training (only 20% of the trained people had earlier experience in beekeeping, mostly using local beehives). Nevertheless, Swahili Honey successfully trained the selected beekeepers in production-related issues (bee biology, hive management, active colonization, pests, technology and equipment, apiaries development, harvesting, and storage), provided some key gear (commercial hives, protective gear, and hive management/harvesting gear), and offered market. Additionally, the training sessions were open also to non-selected beekeepers to attend in Handeni District. The interest among beekeepers was good and a total of 19 (9M/10F) additional beekeepers, who were not under the FORVAC support scheme, also received training.

The cooperation resulted in increased yields, and during the first honey harvesting season June-September 2021, and the second harvesting season February-March 2022, the trained beekeepers sold 2,530 kg of unprocessed comb honey with the value of TZS 7,006,000 to Swahili Honey and amount of comb honey the non-supported beekeepers sold was 3,348 kg with the value of TZS 9,271,000. Selling to Swahili Honey was voluntary but 10 groups and 1 individual, who were supported by FORVAC, and 59 beekeepers, who are not under FORVAC support, sold comb honey to Swahili Honey in Mpwapwa and Handeni Districts. In Table 16, the amounts of honey Swahili Honey purchased from the beekeepers are summarized per village.

Additionally, three (3) FORVAC-supported beekeeping groups sold 243 kg of pure honey to the local market. 11 groups from Mpwapwa and one (1) group from Handeni didn't manage to harvest as hives were sent to the forest almost end of the colonisation season.

Previously, the beekeepers were only depending on local beer-makers, and the market demand was low. Now, the new external market has offered them a chance to sell their honey in bulk at a lower price. This has encouraged also other beekeepers to improve the management of their existing hives and engage in honey production.

Table 16. The amounts of honey Swahili Honey purchased from beekeepers within June-September 2021 and February-March 2022 per village.

District	Village	Amount purchased (kg)	Number of beekeeping groups/individuals		Remarks
			individuals	groups	
Handeni	Kwamsundi	1331	8	3	Supported & non-supported
	Kitumbi	234	1	2	Supported beekeepers
	Palagwe	650	3	0	Non-supported beekeepers
	Kwankonje	494	11	0	Non-supported beekeepers
	Mkata	52	1	0	Non-supported beekeepers
	Kwamsundi	1,118	8	0	Non-supported beekeepers
	Michingwani	416	17	0	Non-supported beekeepers
	Kwedikabu	52	1	0	Non-supported beekeepers
Mpwapwa	Chitemo	598	0	2	Supported beekeepers
	Chitemo	156	1	0	Non-Supported beekeepers
	Chiseyu	315	0	3	Supported beekeepers

District	Village	Amount purchased (kg)	Number of beekeeping groups/individuals		Remarks
			individuals	groups	
	Mpwapwa	150	4	0	Non-supported beekeepers
	Namba 30	130	2	0	Non-supported beekeepers
	Buhemero	130	1	0	Non-supported beekeepers
	Chang'ombe	52	1	0	Non-supported beekeepers
TOTAL		5,878	59	13	

Due to the positive results and feedback, the cooperation with Swahili Honey was extended to cover also Kilindi District in Tanga Cluster. The phase II, implemented during January-October 2022, involves the same beekeepers from Handeni and Mpwapwa Districts than during the phase I, and, in addition, five (5) groups from Kilindi District. The phase II focuses on further increasing production volumes and is expected to lead to a long-term business relationship that will continue after FORVAC.

Moreover, FORVAC supported the formation/reactivation of a local beekeepers' association in Mpwapwa. The association is formed by fifteen (15) beekeepers' groups. FORVAC supports seven (7) of these groups (3 groups with training and gears, 4 groups with training). In Mpwapwa, interest in beekeeping is low, so in the Phase II, Swahili Honey will concentrate to collaborate with the beekeepers who are members of the association

Covered by the phase II, 145 (96M/49F) participants in total of 7 villages in Kilindi and Mpwapwa Districts received training from Swahili Honey on good practises of beekeeping during March-June 2022. Beekeepers, of which 3 are people in vulnerable position (PiVP, living with a disability) and 4 PLWD as its secondary beneficiaries.

Box 4 – Increased honey production and reliable markets secure livelihood for beekeepers

Within implementation of the AWP 2020-2021, FORVAC linked beekeepers from Handeni and Mpwapwa Districts with Swahili Honey. The first harvesting season, when Swahili Honeys started procuring honey from these Districts, was between June-September 2021.

Swahili Honey offered the most reliable honey market for beekeepers. Earlier, the beekeepers were depending on local beer makers and some few individuals who bought low volumes. However, now they sold all their comb honey in a bulk at a price of TZS 72,000 per 26 kg bucket to Swahili Honey.

This reliable market inspired three (3) groups from Mpwapwa to invest in their business and they spontaneously procured a total of twenty (20) new beehives to increase their production volumes. Also, four (4) groups from Handeni procured 30 new hives without investment support from outside.



Figure 6. Beekeepers selling honey for Swahili Honey.

Improved honey value chain through micro-business support

Through micro-business support phases I and II, FORVAC has supported a total of 839 (448M/391F) beekeepers of which 101 are people in vulnerable position (PIVP) either because of their age (over 60-year-old), or being a single parent, or living with a disability (PLWD). Additionally, the support has reached 21 PLWD as its secondary beneficiaries.

The micro-business support phase I started in Handeni, Mbinga, and Liwale Districts in October 2020. FORVAC supported 30 beekeeping businesses with 1,592 beehives, which were placed to forest by the latest of September 2021. By April 2022, 37% of those hives were colonized. Based on the lessons learnt from the phase I, technical training to improve colonisation rates of hives, supervision of hives, and harvesting practices will be at the center of the support to improving honey volumes and quality. Table 17 below presents the development of the honey production and its value in villages FORVAC is operational by districts. The period January-December 2020 sets up the baseline before the FORVAC intervention.

Table 17. The volume and value of honey harvested by FORVAC supported beekeepers.

District	Yield, kg			Value, TZS	Value, TZS	Honey type
	Jan-Dec 2020	Jan-Jun 2021	Jul 2021-Jun 2022	Jan-Dec 2020	Jan 2021-Jun 2022	
Handeni	658	2 241	1 046	3 948 000	9 102 462	2020: Pure honey 2021-22: Comb honey
Mbinga	460	460	915	5 520 000	16 500 000	Pure honey
Liwale	157	100	215	1 570 000	3 150 000	Pure honey
Total	1 275	2 801	2 176	11 038 000	28 752 462	

Since the FORVAC support started, 16 beekeeping businesses have managed to create a market linkage out of their own village. This has helped them to sell the produced honey at a better price and increase their income. Based on the beekeepers' own records, the total annual income of all beekeeping businesses increased from around 8,5 million in 2020 to around 16 million in 2021-2022.

The positive effect of the Swahili Honey collaboration in Handeni District can be seen in the motivation and commitment of beekeepers. The supported beekeepers have used their own capital to buy 87 new beehives and in total; they have invested TZS 4,300,000 in their businesses. This differs from the two other Districts, where there was almost no investment activity.

During phase II, FORVAC will concentrate to build the capacity of honey traders to ensure that there is at least one strong honey processor/trader in each District to create a viable honey value chain.

Local Carpenters trained on beehive construction

The key to growing volumes of honey and beeswax is the availability of modern hives to the beekeepers. Professionally made modern beehives have been mainly available out of the FORVAC operational area, and price has varied between 100,000 and 120,000 TZS, which is not affordable to the local beekeeping businesses. On the other hand, exact measurements, right materials, and other technical aspects are important for the modern beehive to give maximum yield.

In May 2022, TABORA Beekeeping raining Institute held a beehive-production training for 41 carpenters (all male). These carpenters were selected to represent Districts where FORVAC supports beekeeping through micro-business support phase II (7 carpenters from Nyasa, 10 from Songea, 5 from Namtumbo, 3 from Tunduru, 4 from Nachingwea, and 4 from Ruangwa) and Swahili Honey collaboration (4 carpenters from Kilindi and 4 from Mpwapwa). The training covered the making of modern top bar hives and commercial hives (Langstroth). The expected benefits of the training are:

- Local beekeepers will acquire beehives at a reduced cost.
- Earnings of the carpenters will increase by making and selling beehives.

- iii) Carpentry and honey value chains will be improved at the local level.

Developing a mushroom value chain

During the implementation of AWP 2020-2021, the mushroom value chain was identified to have market potential in Mbinga and Songea Districts in Ruvuma Cluster. Wild mushrooms offer one of the untapped revenue streams to forest adjacent communities. In addition, developing a wild mushroom value chain can have a significant impact on the most unprivileged community members because typically, wild mushroom collectors are some of the poorest in the forest communities and to large extent women.

The wild mushroom value chain in Tanzania is yet under-developed, with a tiny part of the public being aware of the usage of fresh and dry wild mushrooms. Wild mushrooms are currently purchased and consumed locally, and they are not widely considered a delicacy and healthy food. At present, there are not many off-takers in Tanzania for the wild mushrooms. However, FORVAC has identified a potential operator, namely Mamaland Mushrooms Company Limited. Mamaland Mushrooms is a Tanzanian privately owned company founded in 2016. It has a market for dried *Cantharellus*, *Lactarius*, and *Russula* species, and it sold 1.4 tons of dried wild mushrooms in 2019/2020.

During AWP 2020-2021, in Mbinga District, FORVAC supported five (5) women, who have engaged in collecting wild mushrooms in the villages of Kindimba Chini and Amani Makoro as part of the micro-business support scheme. Additionally, Mamaland, together with FORVAC and District Council, identified four (4) new mushroom groups from Songea District at the beginning of 2022.

Mamaland has provided technical support to mushroom collectors. The challenge of this component is timing the training and technical support to coincide with the short production season during the rains. In Songea District, the supported groups also received some collection-related gear, such as brushes and knives. The better quality of both fresh and dried wild mushrooms, combined with improved packaging, is likely to raise the price and income from mushrooms collection.

Charcoal production model for VLFRs

In Tanzania, annual charcoal demand is 2.3 million tons, and it is increasing due to the growing population. Charcoal is currently mainly produced unsustainably, without any forest management system. The current pricing basing of the end-product does not encourage investing in technology to reach better recovery rates, resulting in huge volumes of biomass being burned to meet the market demand. Simultaneously small and degraded VLFRs struggle with finance, and due to lack of funds for monitoring, patrolling, and management of the area, they are suffering from deforestation, partly resulting from charcoal making.

During AWP 2020-2021, a model for intensified VLFR charcoal production, addressing these problems, was developed in FORVAC. TAFORI and SUA were identified as partners for running a pilot and further developing the model, and two pilot villages (Mazingara and Kwedikabu) were identified from Handeni District. The concept of the intensified charcoal production model in VLFRs is presented in Annex 6.

On 8 September 2021, an inception workshop for “Developing Intensified Charcoal Production Model for Conservation and Livelihoods Improvement” was held in Morogoro. Thereafter, an intensive implementation of the pilots started by organizing a series of awareness-raising meetings at different levels, most importantly in the selected villages. During Village Assembly meetings in the selected pilot villages, the charcoal model was introduced and interested villagers guided to establish Charcoal Making Groups (CMG). Based on the interest of villagers, two (2) CMGs were formed and registered in both pilot villages. Youth were considered while forming the groups, resulting in that two (2) “youth” groups, with members from 18- to 35-year-old, were formed. The four (4) groups involve a total of 158 (104M/54F) members. The more detailed information of the groups is presented in Table 18.

Table 18. Summary of the new formed Charcoal Making Groups in the two pilot villages in Tanga Cluster. The age group “youth” involves members between 18- to 35-year-old.

Village	Group name	M	F	Total	Age group	Average age
Kwedikabu	Nguvumali	37	23	60	Elders	51
	Songambebe	32	4	36	Youth	27
Mazingara	Mchakamchaka	31	12	43	Elders	46
	Matanuru	4	15	19	Youth	30
Total		104	54	158		

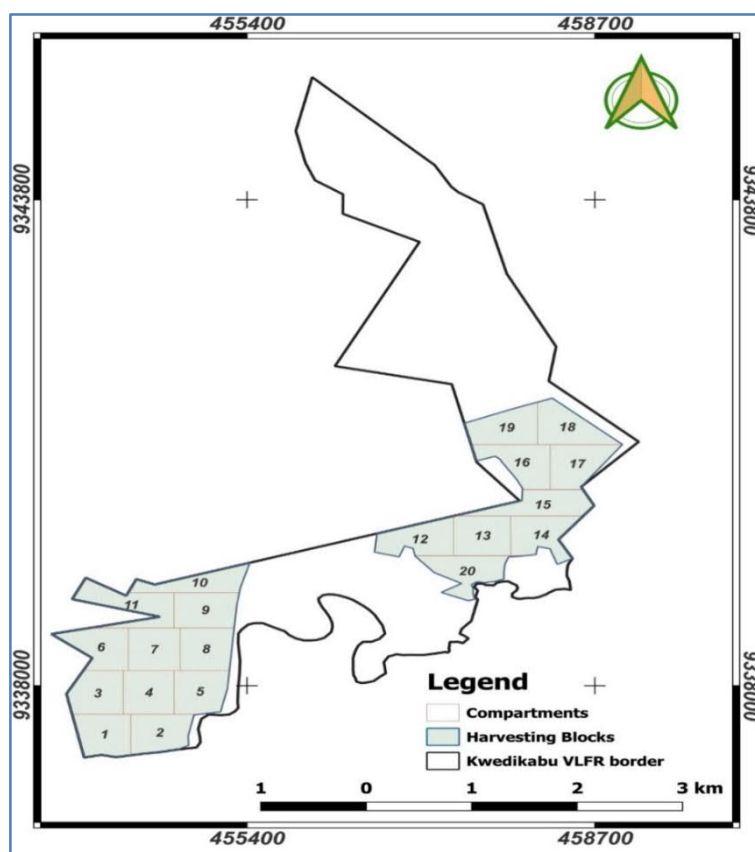


Figure 7. Map showing part of the Kwedikabu VLFR from where 15% of forest area is marked for charcoal production.

The establishment of a charcoal management units (CMU) in the Village Land Forest Reserves (VLFR) required updating forest management and harvesting plans. This work progressed well in both of the pilot villages, and suitable degraded forest areas were identified and marked in the forest as CMUs. Unfortunately, a conflict of land-use interests took place in one of the piloting villages, Mazingara. The conflict was already once resolved, as presented in Textbox 5, but illegal activities have continued in the area, and the pilot has had to be stopped in Mazingara village.

In Kwedikabu village, where the pilot continues, the CMU is divided into 20 harvesting blocs, of which one will be harvested annually during the coming 20 years (Figure 7).

Box 5 – Conflict resolution of land-use interests

In Mazingara village, which is one of the selected charcoal pilot villages, the Programme faced challenges in different land-use interests. The research group, together with the village and District representatives, had identified a suitable area for a charcoal management unit from the exiting Village Land Forest Reserve. The village leaders did not know about livestock keepers in the identified area, but the livestock keepers claimed that the area belongs to them even though livestock keeping in the VLFR is not allowed.

Finally, the challenge had to be resolved under the leadership of the District Commissioner, who after several meetings with the stakeholders (livestock keepers, Mazingara village leaders, and District Forest Officers), agreed to demarcate an area of 300 ha for livestock keepers and leave the remaining planned part of the VLFR (1085 ha) for the charcoal project. The demarcation was done on in December 2021. However, additional land use conflicts have raised in the area so that completion of the establishment of a VLFR charcoal production pilot in Mazingara village has been clearly delayed from piloting in Kwedikabu village.

The established two (2) Charcoal Making Groups (Nguvumali and Songambebe) have started the charcoal production in Kwedikabu village. The women participated equally in the activities, which often are run only by men. From January to June 2022, the groups managed to produce 245 charcoal bags (about 25-30 kg each) with the value of TZS 1,225,000. Additionally, Kwedikabu Village has received revenue of TZS 512,500 from the charcoal sales.



Figure 8. Research team members and villagers working at the charcoal pilot to study the moisture content and its effect on the recovery rate.

The charcoal pilot also covered research on effective charcoal production. The topics that were studied are:

- i) Effect of cutting length to regeneration rate;
- ii) Effect of moisture content on the recovery rate of charcoal burning from miombo timber; and
- iii) Economic viability of the intensified VLFR charcoal production model.

Regarding the research component i), an experiment area (covering nine (9) harvesting coupes of 50 x 50 m) has been set at the Kwedikabu Charcoal Management Unit. The experiment area will be monitored by TAFORI and SUA for 10 consecutive years. So far, the results indicate that a stump of 30 cm height is an optimal height for tree harvesting aimed for charcoal production in areas where tree regeneration is encouraged. Coppicing management e.g. thinning in some tree species is important in order to maintain few coppices which will have large wood biomass in the next harvesting rotation.

The study recommends that the optimal duration for wood seasoning (air drying) for charcoal production is 14 days (the research component ii)). As the most important result of the study (the research component iii), the research indicates that the proposed charcoal production model is viable and profitable and can contribute to sustainable forest management in the villages. However, charcoal traders were concerned with the royalty amounting to TZS 14,500.00; (i.e. TZS 12,500.00 for TFS and 2,000.00 for village) charged per bag of charcoal traded. The full final report of the charcoal pilot can be downloaded from the FORVAC website (<https://forvac.or.tz/publications/technical-reports/>).

Study of lesser-known timber species (LKTS) and establishment of the miombo timber species database

The Tanzanian timber market is dominated by a small number of commercially well-known timber species. The country has more than 700 indigenous wood species ranging from low to high densities and out of these species, only about 20 species of well-known tree species are utilized commercially, and often for purposes which other lesser-known but equally suitable and cheaper timber species could be used for. These cheaper species are lesser utilized because markets do not know them. Additionally, the properties and technical information of these lesser-known and lesser-utilized timber species are not always known and recorded,

making it difficult to promote them to national and international markets. This has resulted in over-concentration on a few well-known timber species, and consequently to overexploitation. If more is known about the properties of lesser-known and lesser-utilized timber species, some of these species could be found suitable and therefore reduce pressure on the well-known timber species, also contributing to the local economy, particularly to the Village Land Forest Reserves (VLFs) with proper forest management plans.

To answer this problem, FORVAC supported the Department of Forest Engineering and Wood Sciences of Sokoine University of Agriculture (SUA) to implement an important study to identify new valuable tree species ("Study of Lesser-Known Timber Species") for utilization and to establish the related product catalogue and website to support the marketing of Tanzanian community timber from miombo forests.

The field data collection and laboratory testing for the selected 14 lesser-known timber species (LKTS) were completed within AWP 2020-2021. During the reporting period, the Department of Forest Engineering and Wood Sciences from SUA formulated the catalog for newly studied and already known miombo timber species and set up a website to support their marketing. The study and its final reports, as well as the miombo timber species database can be found from the newly launched website (<https://www.miombotimbertanzania.or.tz/>). The website is the first of its kind in Tanzania as it introduces the technical properties, characteristics, and recommended uses for over 60 earlier studied miombo timber species as well as for the 14 newly studied species.

During the above-described process of the lesser-known timber species study and establishment of the Miombo Timber Species Database/Website, promotion and marketing of lesser-known timber species have already been commenced in the FORVAC Clusters as discussed in Section 2.3.1.2, resulting in sales of the following volume and value of sold timber:

- Volume of 11 lesser-known tree species (Msufipori, Mtondoro, Mtondo, Mmula, Mchenga, Mnjiligiwi, Mkarati, Msekeseke, Mgonga chuma, Mnidu, and Njiligwi) sold: 1,875 m³.
- Total value of lesser-known timber species sales in July 2021-June 2022: TZS 352,018,395.

Teak planting in Nyasa District

FORVAC has continued the work the Private Forestry Programme (PFP 1, 2014–2019) started in Nyasa District by encouraging individuals to establish woodlots. In August 2021, weeding was implemented for a total of 74 ha of teak woodlots, planted in early 2021, in Liuli village. In the other villages, woodlots' owners did circular weeding and established fire breaks around the woodlots.

For the planting season of 2022, the plantation area was extended to one new village, namely Nkalachi, in Nyasa District. FORVAC supported planting continued also in Liuli, Lipingo, Mkali A, and Mkali B villages. In 2022, a total of 115 people planted 101 ha of teak in these five (5) villages. The villages, with a number of woodlot owners and planting areas, are presented in Table 19 below.

Table 19. Summary of the planting area and number of people/woodlot owners (M/F) who planted teak in 2022 per village.

#	Village name	# of people	Male	Female	Planting area (ha)
1	Liuli	21	11	10	19
2	Lipingo	11	9	2	14
3	Mkali A	22	18	4	22
4	Mkali B	22	17	5	19
5	Nkalachi	39	30	9	27
TOTAL		115	85	30	101

The plantation activities (land preparation, planting, weeding etc.) in Nyasa District involve the following groups with a total of 434 members (338M/96F) including 6 persons living with a disability, as follows:

- Tree Growers Associations (TGAs) established under the FORVAC support and further supported during the reporting period:

- Liuli village, 125 members (89M/36F)
- Lipingo village, 84 members (64M/20F)
- Mkali A village, 99 members (84M/15F)
- Nkalachi village, 80 members (62M/18F)
- Tree Growers Group of Mkali B, 46 members (39M/7F)

At this stage, planting material (teak stump) comes from a nursery managed by TFS in Songea District. However, in micro-business support Phase II, FORVAC is supporting the development of private tree nurseries in Nyasa District. These nurseries will offer the saplings in the coming years.

During the planting season 2022, FORVAC started supporting agroforestry in teak plantations in Nyasa District. Woodlot owners had a chance to intercrop soybeans. This intercropping of teak trees and soybeans aims to reduce weed competition as well as provide nitrogen fertilizer to teak trees. A total of 64 TGA members planted soybeans for an area of 27.2 ha in four (4) villages (Table 20). The 2700 kg of soybean seeds were offered by Tanzania Tree Growers Associations Union (TTGAU). By the end of June 2022, the villages harvested a total of 5,800 kg of soybeans, but the harvesting will continue in July. The farmers have not yet sold the soybeans as they are waiting for a good price.

Table 20. Summary of the intercropped area, amounts of harvested soybeans, and number of people/woodlot owners (M/F) who participated in the activity in 2022 per village.

#	Village name	# of people	Male	Female	Intercropped area (ha)	Harvested soybeans in June 2022 (kg)
1	Liuli	24	16	8	11.2	1,952
2	Mkali A	15	11	4	6.0	844
3	Mkali B	12	9	3	5.0	2,120
4	Nkalachi	13	8	5	5.0	884
Total		64	44	20	27.2	5,800

Box 6 – Growing teak and owning a nursery business

Ms. Joyce Nyirenda lives in Liuli village in Nyasa District and is a member of the Tree Growers Association of the village. Ms. Joyce is a single parent who believes that teak growing can offer her family the needed additional livelihood.

The FORVAC Programme facilitated the preparation of the Village Land Use Plan for the village. In that process, the village set aside a land area for tree planting. At the Village Assembly meeting, it was announced that every member of the village aged 18-years and above has the right to apply a land for tree planting and have full ownership of that particular piece of land.

Ms. Joyce, together with her four children, applied for the land and received 4 ha. So far, she has planted teak trees on an area of 2.5 ha with the support of FORVAC. The remaining area will be planted in the coming years.

Ms. Joyce is convinced about the benefits of growing teak, so she has started a private tree nursery that can provide her seedlings to fill her planting requirements, as well as extra income when selling seedlings to other villagers. FORVAC supports Ms. Joyce's nursery business through a micro-business support scheme that offers her needed business management and technical skills to run her business successfully.



2.3.2 Output 2. Stakeholder capacity to implement and promote forestry value chain development enhanced

In this Section, we present FORVAC's achievements in relation to the indicators of Output 2 "Stakeholder capacity to implement and promote forestry value chain development enhanced". The presentation covers the following Output areas (Interventions):

- 2.1 Improved institutional and management capacities of Village Councils and VNRC to implement CBFM and develop forest value chains;
- 2.2 Improved capacities to support and monitor CBFM/forest and related value chains and incorporating HRBA aspects; and
- 2.3 Forest products value chain/market systems and business development skills incorporated in relevant training institutes.

Indicators and achievements of Output 2 are set out in Table 21 below.

Table 21. Indicators and achievements under Output 2.

Indicators	Annual target 7/2021-6/2022	End of Programme target 7/2018-7/2022	Achievement (7/2021-6/2022)	Cumulative achievement since the beginning of the Programme
Number of government staff trained on forest management and value addition techniques, disaggregated by sex (inclusive VETA training programme)	120 district officers (10 officers in each Programme district) 22 regional and central government officers 20% women	Defined in TNA	<ul style="list-style-type: none"> 108 (82M/26F) District Officers trained on forest management and value addition techniques. 35 (27M/8F) Regional & central government officers. 24% women. 	<ul style="list-style-type: none"> 942 (721M/221F) District officers. 61 (47M/14F) Regional & Central Government officers. Training and events: <ul style="list-style-type: none"> - CBFM Annual Stakeholder Forum - International Scientific Conference - Forest inventory planning, implementations and inventory data analysis - Forest value chains - CBFM techniques
Number of individuals trained in forest management and value addition techniques, disaggregated by sex, age and disability/ by category (village level, SMEs, service providers)	3400 village leaders (85 villages: 20 Village Councils + 20 VNRCs) 300 MSME employees, at least 20% women 20 staff members of Service Providers	Defined in TNA	<ul style="list-style-type: none"> 3,428 (2,372M/1,056F) village leaders* trained on forest management and value addition techniques 121 SMEs and 838 (499M/339F) individuals/employees Cumulative total participation in different training events: <ul style="list-style-type: none"> - Business planning - Forest value chains - CBFM techniques 	<ul style="list-style-type: none"> 11,963 (7,887M/4,076F) village leaders in 122 villages* 254 SMEs and 1,839 (1111M/728F) individuals/employees 399 (317M/82F) tree growers trained on tree planting and plantation management. 21 staff members of service providers. Cumulative total participation in different training events: <ul style="list-style-type: none"> - Business planning - Forest value chains - CBFM techniques
Value chain related efficiency in decision making and in administrative procedures increased	Steps taken to improve efficiency of value chain development related decision making and administrative procedures, average time for getting permits reducing	Average time for getting permits reduced Procedures simplified	<ul style="list-style-type: none"> Addressed in the Programme End Impact Study (2024) 	<ul style="list-style-type: none"> Addressed in the Programme End Impact Study (2024)

Indicators	Annual target 7/2021-6/2022	End of Programme target 7/2018-7/2022	Achievement (7/2021-6/2022)	Cumulative achievement since the beginning of the Programme
Forest value chain development incorporated in University and FTI/FITI curricula	SUA offers a VCD curricula	Curricula developed and in use Issues of gender, age and disability considered in learning materials	<ul style="list-style-type: none"> • MSc curricula remain waiting for approval by the University Senate of SUA. • BSc curricula remain waiting for approval by the Post-Undergraduate Committee. 	<ul style="list-style-type: none"> • BSc and MSc Curriculars for Forest Value Chain and Business Development formulated in SUA under FORVAC support during the AWP 2019-2020. • MSc curricula approved by the Post-Graduate Committee in August 2020. The proposed curricula submitted to the University Senate of SUA for approval. • BSc curricula approved by the Collage of Forestry and Wildlife and Tourism (CFWT) board and is waiting an approval from the Post-Undergraduate Committee.

2.3.2.1 Improved institutional and management capacities of Village Councils and VNRC to implement CBFM and develop forest value chains, Output area 2.1

Community level training under MCDI partnership

Mpingo Conservation and Development Initiative (MCDI) is facilitating varied community-level training in a total of 61 villages under the FORVAC support. The key task of MCDI is to improve the capacity and competence of VCs and VNRCs to sustainably manage their VLFRs. Besides village representatives, MCDI collaborates closely with Regional Authorities, District Forest Officers, and TFS. MCDI considers human rights-based approach (HRBA), gender equality, and non-discrimination in all its activities.

Results of the partnership between FORVAC and MCDI has been discussed in various places earlier in this report. As a facilitator in the context of improved institutional and management capacities of VNRCs, MCDI has, during the reporting period, supported VNRCs to reach financial autonomy through village timber business planning, and to make timber sales contract with buyers. In the context of value chain development, MCDI has trained members of VNRCs on management of community-owned sawmills, air drying, logs and sawn timber measurements, volume calculation, and harvesting supervision. End of the training, MCDI has organized an exam for participants and those with the highest marks have qualified to be selected as harvesting supervisors of the VNRCs.

During the reporting year, MCDI has engaged 2,408 members of VNRCs/VCs in various trainings as follows (subject, location, participation):

- Lindi Cluster:
 - Harvesting supervision, efficient and safe harvesting practices, 3 villages in Nachingwea, 12 villages in Liwale, 3 villages in Ruangwa, 596 (421M/175F, 1 PLWD)
 - o Refresher training, 6 villages in Nachingwea, 30 (19M/11F)
 - Logs and sawn timber measurements and volume calculation, 1 village in Ruangwa, 7 villages in Liwale, 1 village in Nachingwea, 295 (209M/86F, 1 PLWD)
 - o Refresher training, 6 villages in Nachingwea, 205 (141M/64F)
 - First aid, 1 village in Ruangwa, 2 (2M)
 - Saw doctoring and sawmill maintenance, 1 village in Ruangwa, 14 (11M/3F)
 - Quota management and harvesting record keeping, 7 villages in Liwale, 242 (177M/65F, 1 PLWD)
 - Refresh training on CBFM stages, roles and responsibilities, 2 villages in Liwale, 69 (54M, 15F)

- PFRA methodology, 2 village in Liwale, 69 (54M, 15F)
- Ruvuma Cluster:
 - Efficient and safe harvesting practices, 4 villages in Songea, 180 (126M/54F)
 - Logs and sawn timber measurements and volume calculation, 2 villages in Songea, 1 village in Namtumbo, 114 (68M/46F)
 - Harvesting supervision, 2 villages in Songea, 1 village in Namtumbo, 79 (48M/31F)
 - Sawn timber air drying, 1 village in Songea, 35 (25M/10F)
- Tanga Cluster:
 - Quota management and harvesting record keeping, 3 villages in Handeni, 91 (58M/33F)
 - Development of timber Business Plans, 1 village in Kilindi, 3 villages in Handeni, 13 villages (SULEDO) in Kiteto, 525 (371M/154F)
 - PFRA methodology, 1 village in Kiteto, 38 (25M/13F)

A total number of participants of the VNRC/VC training: 2,584 (1,809M/775F).

MJUMITA partnership

During the Annual Workplan (AWP) 2020-2021, FORVAC collaborated with Mtandao wa Jamii wa Usimamizi wa Misitu Tanzania (MJUMITA), also known as the Community Forest Conservation Network of Tanzania, to establish four (4) new community-owned networks in 15 villages, where FORVAC operates in Handeni and Kilindi Districts in Tanga Cluster and Namtumbo District in Ruvuma Cluster. MJUMITA has established local networks across the country, and they have been very active in undertaking advocacy activities at the local level, addressing forest crimes and deficiencies of village forest management. During the reporting period, the FORVAC supported networks have concentrated to create awareness of the local communities on forest conservation through their Village General Assemblies. The aim has been to educate the community members to stop clearing the forest reserves for farming purposes. The networks have also activated villages to organize patrolling in VLFRs.

As part of the establishment of the four (4) Community Forest Conservation Networks, MJUMITA utilized a platform developed in 2011 and set up an illegal logging platform for reporting illegalities occurring in VLFRs for relevant government authorities. All the networks took the platform for active use already within AWP 2020-2021. During the reporting period, the platform has helped the villages to report the illegalities and get fines after catching the culprits. Textbox 7 introduces a couple of examples of how the platform has been utilized. From July 2021 to May 2022, the reported forest crimes were as follows:

- Encroachment for farming, 14 cases
- Establishment of settlement, 4 cases
- Livestock grazing, 3 cases
- Illegal logging, 1 case
- Clearance of forest boundaries, 1 case
- Other crimes, 1 case

Box 7 – Samples of the activities of Community Forest Conservation Networks in Tanga Cluster

1. On 28 December 2021, the MJUMITA network in Handeni District reported to the Gole village office about pastoralism activities occurring in their VLFR. After this incident, the pastoralist was penalized, and he had to pay a fine of TZS 700,000 to the village council. Eventually, the fund was deposited to the VNRC's account.
2. Mbwengo Forest Reserve, which is under the management of Nkonde village in Kilindi District, has faced illegal farming and pastoralism. On 23 October 2021, the HIMISA network members reported two crimes to the village office. After reporting the crimes, the network members collaborated with the forest patrolling team to patrol the forest and succeeded to evict all pastoralists and farmers from the forest reserve.



Figure 9. FORVAC Tanga Cluster Coordinator, Petro Masolwa, having presentation on forest value chain development.

As during the previous AWP, FORVAC supported MJUMITA to implement the MJUMITA Annual Forum, held in Morogoro on 25 November 2021. The forum focused on highlighting the importance of forest restoration and conservation through sustainable forest management and mitigation and adaption to climate change. Discussed topics included issues such as natural regeneration in miombo and coastal forests, tree planting and agroforestry techniques, and forest products value chain development for improving livelihoods and forest conservation.

The workshop brought together 153 participants (104M/49F), of which 113 (76M/37F) re-presented the local communities from the areas where MJUMITA networks are active, including participants also from the three FORVAC Districts (Handeni, Kilindi, and Namtumbo). The total budget of the Annual Forum was TZS 47,435,000, of which TZS 12,000,000 was financed by FORVAC. Other donors were MJUMITA, WWF, and the FAO/FFF project.

Training of VLFR communities by Local Government Agencies (LGAs)

FORVAC supports Districts to offer necessary capacity building and training to communities with VLFRs. These trainings include financial management and business planning, First Aid, patrolling and fire control. Tanzanian Forest Service Agency (TFS) participates in organizing part of the relevant events. In Lindi Cluster, District staff also supports community members to establish micro-saving groups.

Financial management and laws and regulations related to forest value chain development

FORVAC has supported District staff to organize financial training for the VLFR communities. During the reporting period, the training was organized in four (4) villages in Songea District in November 2021 and in three (4) villages in Handen District during August-September 2021. The members of the Village Natural Resource Committees (VNRCs) participated in the training that covered feasibility calculations, business planning, financial transactions, and record keeping. The training offered knowledge for the VNRCs required to manage VLFRs financially sustainably.

District staff also trained ten (10) villages in Ruvuma Cluster (Songea District 4; Namtumbo 3; and Tunduru 3 villages) in Ruvuma Cluster on laws and regulations related to forest value chain development.

First Aid training

Nandenje village in Ruangwa District was among the villages that started logging and sawmilling operations within the reporting period. Hereby, the Programme trained two (2) Village Natural Resource Committee (VNRC) members on First Aid and purchased two (2) First Aid Kits in October 2021. It is of utmost importance to have first aid at present when the need comes. Therefore, the Nandenje village government, as well as all other villages in Lindi and Tanga Clusters having FORVAC supported Forest Management Plans, have budgeted First Aid Kits and services in their annual work plans.

Forest patrolling and fire management

During the dry season, forest fires are common, and they cause challenges in managing forests. FORVAC has organized training for the members of Village Natural Resource Committees (VNRCs) on forest fire control. Topics covered during the training were causes of forest fire and how to combat them by eliminating one of

three elements of the fire triangle: heat, fuel, or oxygen. The training included also lessons on how to offer first aid to a person who has been injured by the fire as well as forest patrolling.

In Tanga Cluster, the training was organized in one village in Handeni District and in one village in Kilindi District in August-September 2021, and in two villages in Handeni District in December 2021. In Ruvuma Cluster, the training was organized in all five (5) Districts (Songea, Tunduru, Namtumbo, Mbinga, and Nyasa), and a total of 31 villages attended training in September 2021.

As a result of the forest patrolling and fire management training, a total of four (4) villages in Nyasa District managed to establish fire breaks around their woodlots. Additionally, some TGA members conducted circular weeding to the planted trees and slashing to reduce risks in case of a wildfire outbreak. In Kilindi District, a trained village has started to patrol their Village Land Forest Reserve (VLFR) twice a week and they have several informers who will let the VNRC know if any illegal activity occurs in the forest. The VNRC has noticed that the control of pastoralists remains to be a major challenge during the dry season since good pastures and water are often found in the VLFR. In November 2021, a total of three (3) pastoralists were arrested in the reserve, and they were fined TZS 40,000 of each.

Some of the villages are still struggling to organize patrolling and fire management due to a lack of funds. However, the situation will be better in the near future, when the villages have started timber selling and they get money to buy required equipment and organize transportation. Also, the gazettement of VLFRs, that FORVAC funds, will support patrolling activities as it will prove villages' ownership on the VLFRs. For example, if a VNRC arrests an encroacher and takes the case to the court, it must prove the ownership of the forest reserve by showing the gazettement statement.

Box 8 – Combating fire with the fire beaters

The District Forest Officer of Kilindi (Mr. Lawrence Lema) has designed and fabricated fire beaters by using used car tires. During the practical training, the participants were guided to make this type of fire beaters. The fire beaters were then proved to be more effective in the fight against forest fires compared to using tree branches. They also are cheaper than those sold in hardware stores.

Forest Officers from Handeni District have shown interest in using similar fire beaters. Therefore, one fire beater was sent to the Handeni District where a local carpentry workshop will start to fabricate them for the villages in Handeni



Figure 10. VNRC members in Mnkonde village in Kilindi District practicing fire control.

Establishment of micro-saving groups

FORVAC started supporting the establishment of Village Savings and Loan Associations (VSLAs) and Village Community Banks (VICOBA) in 2019-2020. During the reporting period, FORVAC has supported the establishment of four (4) additional VSLAs in Nachingwea District and three (3) VSLAs in Ruangwa District in Lindi Cluster. Table 22 gives information about the memberships of these groups.

Table 22. Summary of the established VSLAs in Lindi Cluster in July 2021-June 2022.

District	No. of VSLAs	Female	Men	No. of members
Nachingwea	4	52	28	80
Ruangwa	3	49	11	60
TOTAL	7	101	39	140

This type of village-level support has a number of benefits:

- Firstly, VSLAs create a platform for engaging the most vulnerable groups, particularly women and community members with low income, for whom it is more difficult to get involved in higher value forest activities. By the end of June 2022, FORVAC has supported the establishment of 57 micro-saving groups involving 1176 members, of which 793 (67%) are women and 383 (33%) men. 315 members (27%) are identified as people in a vulnerable position (PIVP) (including PLWD, single parents, and elder over 60-years-old). Out of the 57 groups initiated under FORVAC support, 54 groups were actively operating in 2022 (3 groups have failed to continue their operation).
- Secondly, while beekeeping and mushroom collection are seasonal activities, micro-saving groups empower members to grow their year-round income generating activities through affordable loans. The FORVAC-supported micro-saving groups have given a total of 1,999 loans to their members, but only two (2) of them were used to forest-related activities. However, there is a clear contribution from micro-saving groups towards building capacity in forest-related value chains: Successful entrepreneurs use income from one business to build up another, which is vital for sustaining the family throughout the year and increasing their overall capacity to engage in forest-related businesses when the season comes round, as illustrated in Textbox 9.

Box 9 – Suzanne Melkiol's story demonstrates how seasonal honey and mushroom businesses and VICOBA financing interact to build up a sustainable income

"I'm no longer worried about how I'm going to live because I'm selling up to TZS 80,000 every day. After the FORVAC training, I was attracted to start beekeeping. I set up 12 hives and all were colonized. I harvested 33 litres, making TZS 300,000, which I invested in farming. This year, I have added 34 new hives, which I expect to be harvested in June 2022.

I learnt from my neighbours about collecting mushrooms. Through the mushroom sale, I earned TZS 400,000. With those earnings and a VICOBA loan (TZS 500,000), I started this shop. The loan I have already paid back. I use what I learnt about record-keeping from the FORVAC programme to track my income and expenditure and keep track of debtors.



The established 57 micro-saving groups in eight (8) Districts have empowered members to leverage their local financial resources, generating a total of TZS 286,851,121 (EUR 123,642) in savings and enabling them to access TZS 391,661,756 (EUR 168,820) in loans (Table 23). As members can only borrow according to their ability to save monthly, micro-saving groups are more sustainable and lower risk than bank loans, which members may not be able to afford to repay. The additional benefit of micro-saving groups is that the collected interest is redistributed to members as a return on their savings.

Table 23. Summary of the savings and loans of FORVAC-supported micro-saving groups by District.

Data	District								Total
	Mbinga	Nyasa	Handeni	Kilindi	Mpwapa	Liwale	Nachingwea	Ruangwa	
No. of groups	7	4	3	3	2	14	11	13	57
No. of group members	158	76	76	117	58	197	251	243	1 176
Total savings (TZS)	25 476 500	10 266 000	8 337 800	28 063 671	20 090 000	44 855 200	76 006 850	73 755 100	286 851 121
Average savings (TZS)/member	161 244	135 078	109 708	243 232	346 379	227 691	324 816	303 519	243 921
Total loans (TZS)	48 762 000	16 135 000	11 350 000	77 305 449	47 220 000	23 962 002	106 521 005	60 406 300	391 661 756
Average loan size (TZS)	308 620	212 302	149 342	671 352	814 138	121 635	455 218	248 586	175 319
No. of loans taken	319	99	61	342	183	206	519	505	2 234

Further details of the establishment, memberships and operation of the micro-saving groups are presented in Annex 7.

2.3.2.2 Improved capacities to support and monitor CBFM/forest and related value chains incorporating HRBA aspect, Output area 2.2

District level capacity building

Local government agencies in the Districts participate in the implementation of FORVAC supported activities nearly daily, also learning by doing. Additionally, specific training is addressed to them as part of LUP, FMP, and value chain development. End of the year 2020, the Programme organized a training workshop for District staff from Ruangwa, Liwale, and Nachingwea dealing with Forest Management Planning (FMP) to improve their skills and knowledge (capacity) on forest inventory planning, implementation, and inventory data analysis. In September 2021, the follow-up training for the same District representatives was organized in a specific focus on forest inventory data entry, verifying, and analysis by using the MCDI – PFRA tool.

After these two workshops, the participants now have a wide range of tools to apply when undertaking PFRA exercises. The training is part of the Programme's strategy to ensure the sustainability of the CBFM interventions beyond the Programme timeframe.

The number of District staff who have been trained by MCDI and are competent in using the MCDI PFRA tool are listed below.

- Lindi Cluster:
 - Liwale, Nachingwea and Ruangwa Districts, 18 (13M/5F)
- Ruvuma Cluster:
 - Tunduru District, 10 (7M/3F)
- Tanga Cluster:
 - Kiteto District, 5 (4M/1F)

A number of participants of this PFRA training by MCDI totals 33 (24M/9F).

2.3.2.3 Forest products value chain/market systems and business development skills incorporated in relevant training institutes, Output area 2.3

MSc and BSc curriculars for forest value chain and business development and support to MSc dissertations

Starting from the beginning of the Programme, FORVAC has cooperated with the College of Forestry, Wildlife and Tourism (CFWT) of Sokoine University of Agriculture (SUA) from Morogoro. MSc and BSc curriculars for Forest Value Chain and Business Development were formulated in SUA under FORVAC support during the AWP 2019-2020. The MSc curricula was approved by the Post-Graduate Committee in August 2020. Thereafter, the proposed MSc curricula has been submitted to the University Senate of SUA for approval. The BSc curricula has been so far approved by the Collage of Forestry and Wildlife and Tourism (CFWT) Board and is waiting an approval from the Post-Undergraduate Committee. Political will among SUA decision makers have delayed the process of finalization of the curriculars.

In 2019-2021, FORVAC has supported six (6) students in total with their dissertations. All of them have completed their studies on time and they have been well employed after graduation. The dissertations are available in the Programme's website: <https://forvac.or.tz/publications/technical-reports/>.



Figure 11. Ceremonies of four FORVAC supported MSc graduates, Hussein Nyangasa, Doris Mavindi, Alpha Mfilingi, and William Marandu in December 2021.

During AWP 2021-2022, FORVAC continued collaboration with SUA and supported two (2) additional dissertations. Subjects of these studies are given below:

- Impact of community forest-based projects on livelihoods and conservation of village land forest reserves, by Angela A. Mlawa; and
- Analysis of institutions and power relations along timber value chain in Liwale and Nachingwea Districts, Tanzania, by Magiri, Mary C.

Within the AWP 2020-2021, FORVAC supported implementation of four (4) MSc dissertations/studies related to forest products value chains/market system and business development relevant to CBFM. The dissertations were completed at the early stage of the implementation of AWP 2021-2022 and all students graduated in December 2021. These studies and relevant graduates are listed below:

- Market System Analysis of Furniture Industries in Dar es Salaam, Dodoma and Tanga Regions, by Alpha Mfilinge;
- Assessment of edible wild mushrooms value chain and its contribution to livelihood improvement in Mbinga and Songea Districts, by Dorice Mavindi;
- Analysis of Charcoal Market System in Handeni, Kinondoni and Magharibi A Districts, by William Marandu; and
- Gender and Forest Products Value Chain from Village Land Forest Reserves of Songea and Namtumbo Districts, by Hussein Nyangassa.

Box 10 – Utilization of FORVAC supported MSc dissertations

During the AWP 2019-2020, FORVAC supported two students with their dissertations:

- Market System Analysis of Bamboo Products in Ruvuma Region, by Ms. Lilian Magafu; and
- Honey Production and Value Chain Development in Ruvuma Region, by Ms. Patricia Msolla.

The students graduated in December 2020.

Both of these were done in Ruvuma Region, where the research results have been utilized in practice. For example, the results of the honey value chain study showed the most common challenges in the development of the honey production, processing and marketing in Ruvuma. As means of tackling the challenges and recommendations provided in the study, the Regional Forest Officer conducted a two-day strategic planning meeting together with all Ruvuma Beekeeping Officers, including TFS Beekeeping Officers.

During the meeting, challenges showed in the study were discussed, and a strategic plan to tackle the challenges was developed. The challenges are presented below:

- Inadequate resources to the governmental supporting functions
 - The meeting directed the District Councillors and TFS to allocate funds for the beekeeping supporting activities and insisted on frequent visits. FORVAC has supported motorbikes for all five (5) Beekeeping Officers in Ruvuma Cluster which will support these functions.
- Inadequate training and coaching on production maintenance and marketing
 - The meeting directed to develop a Ruvuma beekeeping calendar and circulated it to all districts.
 - The target is also to establish five (5) honey collection centres (one in each district of Tunduru, Namtumbo, Songea, Mbinga, and Nyasa) where producers and traders can sell their products.



Figure 12. The District Forest Officer facilitating Village Assembly Meeting to enact VLFR by-laws at Liuli village, Nyasa District.

- Ruvuma Regional Authority has agreed to collaborate with Likuyu – Sekamaganga, a Community Based Training Centre, which is among the training institutions managed by the Ministry of Natural Resources and Tourism under the Wildlife Division. The training centre is located in Namtumbo District in Ruvuma Region. The institute will introduce a beekeeping pre-professional course suitable for active beekeepers who have completed the grade seven (primary school).
- Lacking access to finance
 - The meeting guided that all youth and women beekeeping groups should be linked with Community Development Officers so that they would be able to access the district loan.
- Presence of wildfires and theft of hives
 - The Regional Administration in Ruvuma has directed each village in Ruvuma Region to enact by-laws concerning reckless wildfires and theft of beehives.

Manual to support forest-based value chains and business development of grassroots groups

In cooperation with SUA – FORCONSULT, FORVAC developed a manual to support forest-based value chains and business development of grassroots groups. The manual was approved within AWP 2020-2021 and printed in October 2021. The manual concentrates on beekeeping, bamboo, carpentry, and charcoal production and introduces possible value chains of related products. The manual exists in Swahili and in English.

Forestry and Beekeeping Division (FBD) under the Ministry of Natural Resources and Tourism (MNRT) has decided to upgrade the manual to be part of their official manuals. Earlier, they lacked manuals for forest-related value chain development.

Popular version reports of the International Scientific Conference

On 23-25 February 2021, FORVAC supported TAFORI to arrange an important event called “The International Scientific Conference on Forest and Honeybee Products Value Chains for Development for Sustainable Livelihoods and Industrial Economy”. The conference shared research results relevant to Community-based

Forest Management (CBFM) and value chains development in the areas of timber, honey, other non-timber products, policies and legislations.

To make the presented practical research findings useful for a larger audience, FORVAC assigned TAFORI to produce a popular version report of the Scientific Conference in December 2021. The report shares the important research findings useful for the CBFM communities and other actors working in the forestry and beekeeping sectors. The aim of the report is to increase awareness of recent developments and studies related to CBFM and forest value chain development in Tanzania. The report has been produced, and printing of 200 copies in English and 1,000 copies in Swahili is ongoing at the end of the reporting period.

2.3.3 Output 3. Functional extension, communication, monitoring systems and Management Information System in place

This Section described FORVAC's achievements in relation to the indicators of Output 3 "Functional extension, communication, monitoring systems and Management Information System in place". The presentation covers the following Output areas (Interventions):

3.1 Enhanced extension and communication services; and

3.2 Monitoring and Management Information System (MIS) established.

Indicators and achievements of Output 3 are set out in Table 24 below.

Table 24. Indicators and achievements under Output 3.

Indicators	Annual target 7/2021-6/2022	End of Programme target 7/2018-7/2022	Achievement (7/2021-6/2022)	Cumulative achievement since the beginning of the Programme
Communication strategy mobilized	FORVAC website and facebook page used & updated.	FORVAC communication according to strategy	<ul style="list-style-type: none"> Website www.forvac.or.tz and Facebook page updated frequently. Followers of FB page increased from 612 to 1286 and FORVAC posts reached around 9,750 people. FORVAC booklet telling about the Programme's achievement at the community level has been written in English and Swahili, designed, and printed (500 + 800 pcs.). Documentation of FORVAC success stories has been completed in Tanga Cluster (2 stories) and Ruvuma and Lindi Clusters (6 stories). 	<ul style="list-style-type: none"> Posting FORVAC activities and success stories on Facebook frequently. FORVAC success stories has been documented in Tanga Cluster (2 stories) and Ruvuma and Lindi Clusters (6 stories). Media trainings and tours held for journalists in 2019 & 2020, and media in-depth reporting tour held in March 2021. Tours have been successful, and they have brought a good publicity for FORVAC. Tours have provoked journalists to write about forestry. Website www.forvac.or.tz established in August-September 2019 and updated frequently. FORVAC visual image designed and marketing material created and printed (leaflets, posters, booklets). Communication strategy outlined in December 2018-January 2019, taken into use in 2019.
Extension strategy developed, aiming for synergies with FBD, on the principles of HRBA, incorporating value chain development	Implementation strategies and extension manuals of forestry and beekeeping policies developed. PFM Facts and Figures 2020 published and the VLFR database updated and taken into use	Strategies and Extension manuals developed and taken in use	<ul style="list-style-type: none"> "PFM Facts and Figures" updated to be "PFM Facts and Figures 2022", approved and published by MNRT/FBD. Guidelines for establishment and management of bee reserves and apiaries in Tanzania printed and disseminated in July 2021. Launching of the Beekeeping Policy Implementation Strategy, produced under the 	<ul style="list-style-type: none"> Beekeeping Policy Implementation Strategy launched on 29 July 2021. CBFM/VLFR and beekeeping and forest value chain development related extension material printed: 25 reports, guidelines and other extension and promotion materials (a total edition of 11,000). Guidelines for Establishment and Management of Bee Reserves and Apiaries in Tanzania, produced, printed

Indicators	Annual target 7/2021-6/2022	End of Programme target 7/2018-7/2022	Achievement (7/2021-6/2022)	Cumulative achievement since the beginning of the Programme
			<p>FORVAC support, during the Maji Maji Selebuka Festival in Songea on 29 July 2021.</p> <ul style="list-style-type: none"> In July-August 2021, FORVAC supported MNRT/FBD to print a set of CBFM/VLFR and beekeeping and forest value chain development related extension material: 25 reports, guidelines and other extension and promotion materials (a total edition of 11,000) printed in September 2021. 	<p>and disseminated in July 2021.</p> <ul style="list-style-type: none"> CBFM Apex Body approach defined during AWP 2020-2021. PFM Facts and Figures formulated and the VLFR database established 2020. During AWP 2021-2022, updated to be "PFM Facts and Figures 2022". Outlines of Extension strategy included in the Communication strategy developed through a short-term consultancy (1 international and 1 national expert) in December 2018-January 2019.
Programme MIS (management information system) unit established contributing to FBD MIS development	MIS updated monthly	Functional MIS Unit	<ul style="list-style-type: none"> MIS updated monthly, and MIS Activity Reports (bi-monthly/quarterly) distributed to MNRT & EoF (Competent Authorities) and Clusters. 	<ul style="list-style-type: none"> FORVAC MIS developed and taken into use in October 2019, updated monthly, used to support semi-annual and annual progress reporting.

2.3.3.1 Enhanced extension and communication services, Output area 3.1

Exhibitions, festivals, and forums

Dar es Salaam International Trade Fair

FORVAC has supported the Forestry and Beekeeping Division (FBD) of the Ministry of Natural Resources and Tourism to print Community Based Forest Management (CBFM) and value chain related informative exhibition material to be used in national and international exhibitions. Additionally, the Programme supported FBD to participate in the 45th Dar es Salaam International Trade Exhibition held in Dar es Salaam from 28 June to 13 July 2021. The exhibition helped FBD generally promote the national forest policies and legislation as well as forestry and beekeeping guidelines.

Maji Maji Selebuka Festival and World Bee Day

FORVAC supported the organization of the 7th Annual Maji Maji Selebuka Festival and World Bee Day in Songea, Ruvuma Region. The festival took place on 24-31 July 2021. The theme of the 2021 festival “Misitu ni uchumi” was addresses to recognizing, awareness raising and promotion of the ecological, social, and economic functions of forests. FORVAC facilitated 17 business groups and the relevant Beekeeping Officers and Forest Officers to participate in the festival from Nyasa, Mbinga, Songea DC, Namtumbo, and Tunduru Districts of Ruvuma Cluster and from Ruangwa District of Lindi Cluster. The business groups displayed different forest-related products such as timber, honey, beeswax, bamboo products (winnowers, jamanda, baskets, etc.), and dried wild mushrooms. During the festival, the business groups had a chance to promote their products, get new buyers, and establish new connections with entrepreneurs from other parts of the country. Additionally, villages with VLFRs and approved forest management plans displayed and promoted timber species, also the lesser-known species, found in their VLFRs.

The entrepreneurs used this opportunity also to share experiences with fellow entrepreneurs who had arrived from all over the country. This offered new knowledge and ideas to FORVAC supported businesses, especially what comes to the value addition of products. For example, most honey producers in Ruvuma Region use used packages like water bottles as packaging materials. In the festival, the honey producers were recommended to improve the packaging material to make the final product attractive and comply with the hygiene standard.



Figure 13. The former Prime Minister of Tanzania and the Minister of Natural Resources and Tourism involving the exhibition facilitated by FORVAC during the beekeeping day.

Box 11 – World Bee Day

International Beekeeping Day is normally conducted on 20 May, but due to COVID-19, it was postponed this year. National Beekeeping Day was finally organized on 29 July 2021 during the Maji Maji Selebuka Festival by the Forestry and Beekeeping Division under the Ministry of Natural Resources and Tourism. The main topic discussed was ‘Fursa na changamoto zilizopo kwenye mnyororo wa thamani wa mazao la nyuki’, meaning “Opportunities and challenges in beekeeping value chain”.

The guest of honour Hon. Mizengo Pinda, the former Prime Minister of Tanzania, was accompanied by Minister of Natural Resources and Tourism, Regional Commissioner, and Director of Natural Resources and Tourism. In the event, Beekeeping Policy Implementation Strategy, produced under the FORVAC support, was launched.

Liwale investment forum and exhibition

On 6 November 2021, FORVAC supported Liwale District Authority to organize an investment forum and exhibition to promote the local investment opportunities. The event brought together different development partners and investors from all over the country. The event was also a good opportunity for the business groups supported by FORVAC through the micro-business support scheme in Liwale to market their products outside the District. In the exhibition, the micro-businesses displayed furniture made from the common and lesser-known timber species and bee products.

FORVAC in media

FORVAC has continued active involvement of media in the different events organized in the clusters. Media involvement has offered good visibility and publicity for FORVAC and CBFM in Tanzania. Most of the FORVAC related online publications (YouTube videos and Blog texts) can be found from the Programme's website (<https://forvac.or.tz/forvac-in-media/>). Some of the broadcasted TV news are also available at the same address.

During the reporting period, FORVAC updated its Facebook page frequently and posted a total of 42 times. Through the Facebook, FORVAC raises awareness about the Programme as well as development cooperation and its importance. The Facebook posts shows how development cooperation benefits Tanzania at all levels of society. The activity on Facebook and publicity of FORVAC also in other media have increased the number of the Facebook page followers from 612 to 1286 and the posts have reached around 9,750 people in total.

Documentation of success stories

The Programme documented the successful interventions FORVAC has implemented during its four (4) operational years. These short documentaries are used for marketing, campaigns, and educational purposes, also increasing awareness about FORVAC and development co-operation and its positive effects especially in Tanzania and Finland but also worldwide, and sharing knowledge FORVAC has gained through its successful interventions.

The first round of documentation was implemented in Tanga Cluster in August 2021. Two (2) successful interventions of FORVAC Programme were selected to be documented in Handeni District:

1. Micro-business support through business mentoring and grant support. The document concentrates on a business group that produces improved clay cooking stoves. These stoves contribute to more efficient charcoal usage.
2. Linking a private sector actor (buyer) with local beekeepers. FORVAC has supported 12 beekeeping groups through micro-business support and by linking the groups with a private sector actor, namely Swahili Honey, in Handeni.

In November-December 2021 and March 2022, the second round of the documentation was organized in Ruvuma and Lindi Clusters. At this time, six (6) successful interventions of the Programme were identified:

3. Micro-business support through business mentoring, technical training, and grant support. The document concentrates on a business group that is weaving bamboo products and who will start bamboo enrichment planting in 2022 to secure the source of raw material and to get different varieties of bamboo species.
4. FORVAC supported teak plantation activities in Nyasa District, Ruvuma Cluster.
5. Sustainable Community Based Forest Management (CBFM), covering the stories of forest management planning, timber harvesting and selling, and socio-economic benefits of the process.
6. Timber value chain: telling the story how community-owned portable sawmill and solar kiln help communities to increase the value of timber and how they create employments for villagers.
7. Promoting lesser-known timber species.
8. Linking a private sector actor (buyer) with local mushroom producers. FORVAC has supported mushroom collectors through micro-business support and by linking the groups with a private sector actor, namely Mamaland Mushroom, in Mbinga and Songea Districts.

Two documentaries, one shorter (around 3 minutes) and other longer (around 8 minutes), were produced from all eight (8) interventions. The documentaries have been translated into English. The longer versions of the interventions can be found on YouTube:

1. Improved cooking stoves: <https://www.youtube.com/watch?v=WmwENPJU3rs&t=2s>
2. Honey value chain: <https://www.youtube.com/watch?v=QltuZi65e7Y>
3. Bamboo value chain: <https://www.youtube.com/watch?v=WqUHK8zS0qU>
4. Teak plantation: <https://www.youtube.com/watch?v=yorxMYLpi9Y>
5. CBFM and socio-economic benefits: <https://www.youtube.com/watch?v=mEWiI8-fm5w&t=5s>
6. Timber value chain: <https://www.youtube.com/watch?v=rYvzNUSUsl8>
7. Mushroom value chain: <https://www.youtube.com/watch?v=Y7fPYDrihzc>
8. Lesser-known timber species (produced by launching waiting for completion of the Miombo Timber Species Website)

FORVAC booklet

During the fourth operational year, the Programme has put efforts into marketing, campaigning, and awareness-raising. The preparation of a booklet was one of the works included in the marketing and visibility plan of the Programme. The purpose of the booklet is to raise awareness about FORVAC and its achievements so far. The booklet summarized the Programme's achievement at the community level until the end of June 2021. The booklet has been available in different stakeholder events, and it has been distributed to the Districts where FORVAC operates.



Figure 14. Samples pages of the booklet (in Swahili).

Forest and climate change day for schools

In February-March 2022, awareness raising events on forest and environment were held for selected schools in Tanga Cluster. The events were organized in one school, either primary or secondary school, in Handeni,

Kilindi, and Mpwapwa Districts. A total of 383 (226M/157F) pupils participated in the events and planted 1,532 tree seedlings, combining timber and fruit tree species, in their schoolyards.

In May 2022, FORVAC piloted forest, environment, and climate change day at primary schools in Lindi and Ruvuma Clusters. The day was piloted in one school in each of eight (8) Districts, attended by a total of 321 pupils. The day increased kids', aged 10-14, awareness of the importance of forests to the local economy and mitigation of global climate change. A variety of different teaching methods was used to make the lessons of the day memorable: classroom teaching session, educational video documentary (produced by FORVAC as suitable video targeted to kids/youth were not existing), quiz, and different forest-related value chain workshops. The documentary can be accessed through this link:

<https://www.youtube.com/watch?v=QiqzwibzocM&t=3s>

The local district level forestry and beekeeping experts together with FORVAC Cluster Coordinators and community level professionals, e.g., carpenters, beekeepers, and mushroom collectors, taught the kids and shared their experiences and knowledge. The kids were excited about the day and eager to learn.

The kids will be the next users and decision-makers of the forest resources, so it is important to offer them up-to-date information. The feedback from the pupils and teachers about the day has been positive.



Figure 15. Pupils participating in workshops where they learnt, e.g., about mushrooms and forest management.

Strategies and Extension Manuals of Forestry and Beekeeping Policies

In July-August, FORVAC supported MNRT/FBD to establish a set of CBFM/VLFR and beekeeping and forest value chain development related extension material. Eventually 25 reports, guidelines and other extension and promotion materials (a total edition of 11,000 pcs.) were printed in September 2021. A list of this material is given below:

- | | |
|---|--|
| 1) National Forest Policy 1998 (Book) | 16) Procedures For the Establishment Of Village Land |
| 2) National Beekeeping Policy 1998 (Book) | Forest Reserves For Local Government Authorities |
| 3) Forest Act No 14 Of 2002 (Book) | (Brochure) |

- | | |
|---|--|
| 4) Beekeeping Act No 15 Of 2002 (Book) | 17) Procedures To Establish Village and Private Bee Reserves (Brochure) |
| 5) Guidelines For Quality Assurance of Bee Products In Tanzania (Book) | 18) Roles Of Communities, Non-Governmental Organizations and Local Government Authorities In Forestry And Beekeeping Management (SW & EN, (Brochure) |
| 6) Forest Plantation and Woodlot Technical Guideline (Book) | 19) Roles And Responsibilities of Communities, Non-Governmental Organizations and Local Government Authorities In The Management And Development Of Bee Resources (SW & EN) (Brochure) |
| 7) Integrated Forest Fire Management Guideline for Commercial Plantations(Book) | 20) Understanding The Procedures to Be Followed By The Beekeeper Training And Extension Service (Brochure) |
| 8) National Beekeeping Training and Extension Manual (Book) | 21) Understanding The Procedures When Preparing A Tree Nursery And Management of Forest Plantation (Brochure) |
| 9) Department Responsibilities: Objectives and Responsibilities (Banner) | 22) Techniques For Recognizing the Quality Of Honey (Brochure) |
| 10) Forest And Beekeeping Sector Guidelines (Banner) | 23) Improved Beekeeping Technique (Booklet) |
| 11) Forest Industry (Banner) | 24) PFM (Brochures & Poster) |
| 12) Beekeeping Industry (Banner) | 25) Forest And Bee Themes (Tear Drops) |
| 13) How To Understand National Forest Policy 1998 (Brochure) | |
| 14) How To Understand National Beekeeping Policy 1998 (Brochure) | |
| 15) Procedures For the Establishment of Village Forest Reserves And Local Government Authorities (Brochure) | |

2.3.3.2 Monitoring and Management Information System (MIS) established, Output area 3.2

Joint monitoring mechanism

The FORVAC PMT monitors implementation of service contracts and consultancies, and specifically Cluster Coordinators monitor implementation of the field activities. The Programme also applies a joint monitoring mechanism to M&E. During the reporting period, the relevant District officers, also involving representatives of PO-RALG and TFS, conducted monitoring visits to the target Districts to assess Programme-supported activities and report findings.

Periodically also representatives of central level authorities and the Embassy of Finland (EoF) participate in the M&E and workplanning missions. During the reporting period, the major this type of mission was "FORVAC Introduction, Results Sharing and Planning Workshop" for newly appointed regional and district leaders in all FORVAC Clusters involving all 12 operational Districts. The workshop was organized in Lindi and Ruvuma Clusters in September and in Tanga Cluster in November. Besides district and regional leaders, also representatives from MNRT, PO-RALG, and TFS participated in these important workshops. Additionally, representatives of EoF were involved in the workshop in Lindi. The leaders were happy that the Programme has considered their involvement in the implementation process and promised to provide all support required to achieve the objectives of the Programme.

Other important joint monitoring missions were:

- In September 2021, the representatives of the EoF together with the FORVAC National Programme Coordinator (NPC) from MNRT/FBD conducted a field visit to Lindi Cluster. The progress of the Programme in Ruangwa and Liwale Districts was demonstrated to visitors in Nandenje and Barikiwa villages.
- In January 2022, the representatives of the EoF together with the FORVAC NPC from MNRT/FBD, and the representatives of TFCG and MJUMITA conducted a field visit to Ruangwa and Liwale Districts in Lindi Cluster. The group monitored the interventions of FORVAC in Nandenje and Barikiwa villages.

- In March 2022, the Parliamentary Committee on Natural Resources, Land and Tourism conducted a monitoring visit to Mpwapwa District to see activities implemented with the FORVAC support. The committee visited Chiseyu village, where gazettement of bee reserve for the area of 3,951 ha is ongoing.
- In March 2022, the Steering Committee conducted a monitoring visit to Ruangwa and Liwale Districts in Lindi Cluster. The group monitored the progress of FORVAC in Nandenje and Mtawatawa villages, where the visitors managed to see how the CBFM has benefitted the villages.
- In April 2022, the representatives of the Ministry for Foreign Affairs of Finland (MFA) and EoF together with Assistant Director Forest Development from MNRT/FBD conducted a field visit to Tanga Cluster. The delegation had a chance to discuss with the beneficiaries of FORVAC in Mazingara and Kwedikabu villages in Handeni District.



Figure 16. FORVAC Introduction, Results Sharing and Planning Workshop for newly appointed regional and district leaders in Lindi Cluster in September 2021.

PFM Facts and Figures 2022 and a VLFR database

In 2020, FORVAC mobilized a comprehensive study of the status of Participatory Forest Management in Tanzania and produced a document “PFM Facts and Figures 2020” to summarize the recent development since 2012, when the last edition was published. The document introduces current actions and trends and visions for the coming years. The document has now gone through an update and approval process in the Forestry and Beekeeping Division (FBD) under the Ministry of Natural Resources and Tourism (MNRT), and the document has been updated to be “PFM Facts and Figures 2022”. The official inauguration of the document was held in Dodoma on 4 June 2022, in the presence of the Minister of Natural Resources and Tourism of Tanzania, a representative of the Embassy of Finland from Dar es Salaam and a number of other representatives of the Programme key stakeholders.

2.3.4 Output 4 Supportive legal and policy frameworks to forest value chain and sustainable forest management developed

This Section describes FORVAC's achievements in relation to the indicators of Output 4 "Supportive legal and policy frameworks to forest value chain and sustainable forest management developed". The presentation covers the following Output areas (Interventions)

4.1 Support training to increase understanding of policies and laws relevant for CBFM development; and

4.2 Forest law enforcement, forest governance and trade of legally sourced timber.

Indicators and achievements of Output 4 are presented in Table 25 below.

Table 25. Indicators and achievements under Output 4.

Indicators	Annual target 7/2021-6/2022	End of Programme target 7/2018-7/2022	Achievement (7/2021-6/2022)	Cumulative achievement since the beginning of the Programme
FORVAC development support for Guidelines: CBFM books	Methodologies and guidelines for Participatory Forest Resources Assessment (PFRA) developed, 1000 pcs. printed and disseminated	Books updated and distributed to CBFM actors Issues of gender, age and disability considered in visual materials	<ul style="list-style-type: none"> National Taskforce to Review the CBFM Action Plan (TFCCG in collaboration with MNRT): the Programme Forest Management Expert represented FORVAC in the taskforce meeting on 2-3 Nov. 2021 and contributed to the review process up to its completion in the end of 2021. The dissemination of the Action Plan started in June 2022. 	<ul style="list-style-type: none"> CBFM Action Plan reviewed and amended, and published (process mainly financed by TFCCG). Dissemination started in June 2022. CBFM books reviewed and amended, 4500 pieces printed (10 different books/guidelines).
Updated forest legislation (Forest Act and regulations) approved	National Forest Act reviewed Kiswahili translation of Forest Act and Beekeeping Act 2021 produced and disseminated	Forest Act approved; related information disseminated in project area (with consideration to accessibility for all potential users)	<ul style="list-style-type: none"> Beekeeping Act No: 15 of 2005 translated into Swahili, Dec. 2021. 	<ul style="list-style-type: none"> Beekeeping Act No: 15 of 2005 translated into Swahili, Dec. 2021. Stakeholders working sessions on improving Assessment Document to the review of the Forest Act No: 14 (2002), held at the Forestry Training Institute – Olmotonyi Arusha, December 2020.
Implementation Strategies and Extension Manuals of Forestry and Beekeeping Policies Disseminated	Forest Policy Implementation Strategy formulated and approved	Implementation Strategies and Extension Manuals of Forestry and Beekeeping disseminated	<ul style="list-style-type: none"> National Forest Policy Implementation Strategy (2021-2031) and National Beekeeping Policy Implementation Strategy (2021-2031) printed and distributed in July 2021. Ref. Output area 3.2 above, Guidelines for Establishment and Management of Bee Reserves and Apiaries in Tanzania printed and disseminated in July 2021. Guideline for Management and Use of Honeybee Colonies for Pollination Services in Tanzania prepared, printed and 	<ul style="list-style-type: none"> National Forest Policy Implementation Strategy (2021-2031) produced in 2020-2021, and printed and distributed in July 2021. National Beekeeping Policy Implementation Strategy (2021-2031) produced in 2020-2021, and printed and distributed in July 2021. Under Output area 3.2 above, Guidelines for Establishment and Management of Bee Reserves and Apiaries in Tanzania produced by the Task Force of MNRT/FBD and submitted to MNRT for approval in December 2020. The approved guideline printed and disseminated in July 2021.

Indicators	Annual target 7/2021-6/2022	End of Programme target 7/2018-7/2022	Achievement (7/2021-6/2022)	Cumulative achievement since the beginning of the Programme
			disseminated within AWP 2021-2022.	<ul style="list-style-type: none"> Guideline for Management and Use of Honeybee Colonies for Pollination Services in Tanzania prepared, approved, printed and disseminated within AWP 2021-2022. MNRT taskforce supported to commence preparation of an investment profile and guidelines for the national forest industries in May-June 2022 (taskforce workshop in June 2022).
National Assessment on the Charcoal sector results supported by FORVAC	Charcoal Policy and Implementation Strategy approved and taken into use	Strategy in use	<ul style="list-style-type: none"> Working group meetings organized twice, in October and November 2021, resulting in the draft National Charcoal Strategy and Action Plan. A validation workshop was held in May 2022, and the Charcoal Strategy and Action Plan will be submitted to MNRT for approval in July 2022. 	<ul style="list-style-type: none"> FORVAC supported FBD to prepare National Charcoal Strategy and Action Plan. In May 2022, a validation workshop was held, and the Strategy and Action Plan will be submitted to MNRT for approval in July 2022 Report for "Assessing Potential and Identifying Optimal Strategies for Nat. Charcoal Sub-Sector Development in Tanzania" finalized in 2020. Inception Report for Preparation of the National Charcoal Policy (NCP) developed by the Task Force and submitted to decision makers in September 2019.
Timber legality assurance system (TLAS) established	<p>Tanzanian Timber Legality Manual popularized versions developed and distributed to communities.</p> <p>Checkpoint guidelines developed: 1000 pcs. printed and disseminated</p> <p>FREMIS recognizing VLFR timber, and data input from the stump inbuilt</p>	TLAS developed and in use, efficient country-wide timber tracking system piloted and taken into use	<ul style="list-style-type: none"> Tanzania Timber Legality Framework: <ul style="list-style-type: none"> In partnership with TRAFFIC and in close collaboration with the TFS and MNRT/FBD, compilation of Tanzania Timber Legality Framework commenced in November 2020. 8 December 2021, the technical consultative/ validation workshop of the Framework held in Dar es Salaam. i) Report of the Tanzania Timber Legality Framework and ii) Handbook finalized by May 2022 and submitted in June 2022. 	<ul style="list-style-type: none"> Tanzania Timber Legality Framework: <ul style="list-style-type: none"> Reviewed in 2020-2021. Report and a Handbook developed in 2021-2022. Report and a Handbook submitted in June 2022. Review of Forest Law Enforcement, Governance and Support to Trade of Legally Sourced Timber (FLEGT) implemented in Nov.-Dec. 2018 and reported ("FORVAC – Approach to the Development of Forest Law Enforcement, Good Forest Governance and Trade of Legally Sourced Timber").

2.3.4.1 Support training to increase understanding of policies and laws relevant for CBFM development, Output area 4.1

FORVAC has supported Forestry and Beekeeping Division (FBD) with the preparation of National Forest Policy Implementation Strategy (2021-2031) and National Beekeeping Policy Implementation Strategy (2021-2031). Additionally, FORVAC has supported MNRT/FBD to prepare Guidelines for Establishment and Management of Bee Reserves and Apiaries in Tanzania and Guideline for Management and Use of Honeybee Colonies for Pollination Services in Tanzania. All the four documents were printed and disseminated within AWP 2021-2022.

Within AWP 2021-2022, FORVAC supported FBD to prepare National Charcoal Strategy and Action Plan. In 2009, it was established that both central and local governments in Tanzania were losing about USD 100 million per year due to a failure to effectively regulate the charcoal sub-sector and collect associated tax and non-tax revenues. The National Charcoal Strategy and Action Plan were formed based on the existing National Policies Recommendations by the task force, formed by MNRT 2018/2019, and other relevant actors in the country. A validation workshop was held in May 2022, and the Charcoal Strategy and Action Plan will be submitted to MNRT for approval in July 2022.

In September 2021, FORVAC was requested to assign a member for the National Taskforce to Review the CBFM Action Plan. TFCG, in collaboration with MNRT, facilitated this process. The Programme Forest Management Expert represented FORVAC in the task-force meeting on 2-3 Nov. 2021 and contributed to the review process up to its completion at the end of 2021. The document went through an approval process in the Forestry and Beekeeping Division (FBD) under the Ministry of Natural Resources and Tourism (MNRT), and its official inauguration was held in Dodoma on 4 June 2022.

Additionally, FORVAC supported the MNRT taskforce to have an initial workshop for preparation of an investment profile and guideline for the national forest industries in June 2022.

2.3.4.2 Forest law enforcement, governance and trade of legally sourced timber, Output area 4.2

The Programme conducted a Review of Forest Law Enforcement, Governance and Support to Trade of Legally Sourced Timber (FLEGT) at the end of 2018 and outlined the FORVAC's strategy to approach this important subject. Within AWP 2020-2021, FORVAC commenced the development of the Timber Legality Assurance System by supporting the formulation of the *Tanzania Timber Legality Framework*.

FORVAC co-facilitates this activity together with TRAFFIC and implements it in close collaboration with the Tanzania Forest Services Agency (TFS) and Forestry and Beekeeping Division (FBD) of the Ministry of Natural Resources and Tourism (MNRT). Additionally, a representative from Tanzania Natural Resource Forum (TNRF) contributes to the process.

On 8 December 2021, during the technical consultative/validation workshop of the Tanzania Timber Legality Framework, participated by MNRT/FBD, TFS, Embassy of Finland (EoF), the Tanzania Forestry Working Group, (TFWG), TNRF, MCDI, and FORVAC, the final draft report of "Framework for Assessing Legality of Forestry Operations, Timber Processing and Trade - Principles, Criteria and Indicators for Tanzania (Handbook for forestry practitioners and relevant stakeholders)" was shared with the participants for their review. The workshop was fruitful, and good discussions arose. Based on the discussions and comments, the framework was finalized by May 2022, resulting in the following two documents:

- i) Framework for Assessing Legality of Forestry Operations, Timber Processing, and Trade in Tanzania - Handbook for forest practitioners and other relevant stakeholders; and
- ii) Framework for Assessing Legality of Forestry Operations, Timber Processing, and Trade in Tanzania - Report prepared for the preparation of the handbook for forest practitioners and other relevant stakeholders.

Printing and dissemination of these Timber Legality Framework reports, as well as conducting the field assessment of the framework, will be implemented during the first half of AWP 2022-2023.

2.4 Deviations from the workplan

Output 1 Improved value chains and increased private sector involvement in the forest sector

Under the Output 1, the following deviations from the AWP 2021-2022 occurred during the reporting period:

Annual target	Deviations	Remarks
26 VLFRs forest management & harvesting plans completed	<ul style="list-style-type: none"> 16 Forest Management Plans (FMPs) produced and approved at the district and/or ministry level, covering the VLFR area of 107,875 ha in total. 17 FMPs in Lindi and Tanga Clusters, including SULEDO Community Forest in Kiteto District, covering the FMP area of 82,911 ha in total produced, waiting for approvals from relevant Districts. 	<ul style="list-style-type: none"> 17 FMPs approved at the village level will be approved at the district level and by the MNRT in the initial phase of implementing the 2022-2023.
Miombo Timber Species Database and Catalog developed and market information made accessible to potential buyers, VLFRs, district and central authorities and other relevant stakeholders	<ul style="list-style-type: none"> Additional market information made available by establishing the Miombo Timber Species Database and Catalog/Website and organizing timber trade events. Development of a specific Market Information System to support timber traded initiated but not completed. 	<ul style="list-style-type: none"> Market Information System to be completed and launched during the by October 2022.
Developing intensified CBFM Charcoal Production Model for VLFRs for protection of forests and livelihoods improvement (piloting in Handeni Districts) and related research	<ul style="list-style-type: none"> To pilots had to be established, one in, one in Kwedikabu village and another one in Mazingara, but establishment completed only in Kwedikabu. A conflict in land-use interests has caused delay in implementation on Mazingara village. 	<ul style="list-style-type: none"> The land-use conflict in Mazingara resolved in the end of reporting period => piloting to be completed as part of the implementation of AWP 2022-2023.
4 mobile sawmills procured and made operational, and the broken sawmill of SULEDO in Kiteto district repaired 2 solar kilns procured, installed and taken into use in 2 of the FORVAC supported sawmills	<ul style="list-style-type: none"> In addition to previously (AWP 2020-2021) procured and established 2 community-owned mobile sawmills, only 2 sawmills (and 2 solar timber drying kilns) procured but completion of their establishment and introduction takes place at the beginning of the implementation of AWP 2022-2023. Broken sawmill of SULEDO Community Forest not prepared (sawmill in SULEDO should be prepared by the Community Forest itself, having remarkable revenue from timber sale during the coming years, starting from the second half of 2022). 	<ul style="list-style-type: none"> Completion of the establishment (set-up/installations, user training, organizing the ownership, management and O&M, registration) and introduction of the two newly procured sawmills will take place in Nachingwea and Liwale Districts in Lindi Cluster in July-September 2022. The workplan for the FORVAC extension phase (23 July 2022-22 July 2024) specified only a limited presence for FORVAC in Tanga Region and Kiteto District in Manyara Region – no investments in sawmills in this area.

Annual target	Deviations	Remarks
Service Contract: review of capacities (machinery/ equipment, business mgt, supervision/ staff skills) and sources of raw material of sawmilling and carpentry industry in the FORVAC districts/regions, developing a capacity building plan, demand - supply analysis for community timber	<ul style="list-style-type: none"> Due to lack of resources not implemented within AWP 2021-2022. 	<ul style="list-style-type: none"> ST consultancy " <i>Analysis of existing wood demand of buyers for miombo timber and production capacity of local industries in Southern Regions of Tanzania</i>" included in the AWP 2022-2023.

Output 2. Stakeholder capacity to implement and promote forestry value chain development enhanced

Under the Output 2, the following deviations from the AWP 2021-2022 occurred during the reporting period:

Annual target	Deviations	Remarks
Sokoine University of Agriculture (SUA) offers a VCD curricula	<ul style="list-style-type: none"> Both the MSc and BSc curricula developed during 2019-2020 but not yet taken into use. 	<ul style="list-style-type: none"> MSc curricula remain waiting for approval by the University Senate of SUA. BSc curricula remain waiting for approval by the Post-Undergraduate Committee.

Output 3. Functional extension, communication, monitoring systems and Management Information System in place

Under the Output 3, the following deviations from the AWP 2021-2022 occurred during the reporting period:

Annual target	Deviations	Remarks
Data input/update of the VLFR database	<ul style="list-style-type: none"> Not implemented 	<ul style="list-style-type: none"> Postponed, to be implemented during the AWP 2022-2023, after approval (June 2022) of the CBFM Facts and Figures 2022.
Programme end impact study to support implementation of the programme exit strategy	<ul style="list-style-type: none"> Not implemented 	<ul style="list-style-type: none"> Approval for the extension of the Programme received (23 July 2022-2024), the related study rescheduled to the AWP 2023-2024.
Satellite image -based monitoring of development of forest coverage (deforestation) in the Programme area	<ul style="list-style-type: none"> Not implemented 	<ul style="list-style-type: none"> Due to the extension of the Programme, development and piloting of the methodology scheduled to AWP 2022-2023 and the larger scale application to the last year of the Programme.

Output 4. Supportive legal and policy frameworks to forest value chain and sustainable forest management developed

Under the Output 4, the following deviations from the AWP 2021-2022 occurred during the reporting period:

Annual target	Deviations	Remarks
Methodologies and guidelines for Participatory Forest Resources Assessment (PFRA) developed, 1000 pcs. printed and disseminated	<ul style="list-style-type: none"> Not implemented during the AWP 2021-2022. 	<ul style="list-style-type: none"> Rescheduled to AWP 2022-2023.
Charcoal Policy and Implementation Strategy approved and taken into use	<ul style="list-style-type: none"> Working group meetings organized twice, in October and November 2021, resulting in the draft National Charcoal Strategy and Action Plan. A validation workshop was held in May 2022, but the Charcoal Policy and Implementation Strategy not yet approved. 	<ul style="list-style-type: none"> The Charcoal Strategy and Action Plan will be submitted to MNRT for approval in July-August 2022.
Checkpoint guidelines developed: 1000 pcs. printed and disseminated	<ul style="list-style-type: none"> Not implemented. 	<ul style="list-style-type: none"> Other donors and NGOs supporting TFS in development of checkpoint practises and procedures.
FREMIS recognizing VLFR timber, and data input from the stump inbuilt	<ul style="list-style-type: none"> No involvement in FREMIS development yet. 	<ul style="list-style-type: none"> During the AWP extension phase (2022-2024), establishment of the Tanzania Timber Legality Framework is planned to be followed by a field assessment of the sample villages (2022-2023) and later on definition/ development of a chain of custody for the VLFR timber (2023-2024).

3 Resources and budget

3.1 Human resources in the FORVAC framework

The main human resources used for the FORVAC implementation during the reporting period are presented by categories in Table 26 below.

Table 26. Human resources.

Type of resources	Human Resources / Roles	Comments
PMT - Programme Management Team (FORVAC core team)	Technical Assistance: Chief Technical Advisor (Int.) Finance and Administration Manager (Nat.) Forest Management Expert (Nat.) Value Chain Advisor (Int.), intermittent input Three Cluster Coordinators (Nat.) Support staff: Assistant Financial Manager (AFAM) National Junior Expert, NJE (VCD) International Junior Expert, IJE (M&E, communication)	2 Junior Experts (1 national + 1 international) and AFAM are financed through the operational/management & admin. budget. Original working months of the International Value Chain Development Advisor exhausted in December 2020. <i>New assignment from the FORVAC extension budget started on 1 April 2022, total number of 33 working days by the end of June 2022.</i>
	National Programme Coordinator, NPC	Assigned by FBD
	Five (5) drivers	
FCG Support	Home Office Coordinator Technical Backstopper	From FCG Home Office, with periodic interaction with PMT and regular visits to the Programme
Focal Persons	Two persons representing TFS and PO-RALG respectively, to liaison with FORVAC aiming at facilitating interaction among key partners	Appointed
Service Providers	Of different kind (NGOs, private actors, research institutions, etc.) depending on the specific needs to support actions in the field/at the institutional level	To be engaged based on specific terms of references and/or MoUs or Service Contracts
Technical short-term support	Pool of experts (Int. and Nat.) to provide key support on specific actions, through short-term assignments or studies	Based on specific terms of references after needs identification Only 15 ST consultancy days remaining for the year 2022.
Type	Human Resources / Roles	Comments
Service contracts	<ul style="list-style-type: none"> Pulsans Technology Limited: Service provision contract to establish and maintain the FORVAC website 	<ul style="list-style-type: none"> www.forvac.or.tz Signed on 12 September 2019. Regarding maintenance and technical support the related contract continues to the end of the Programme.
	<ul style="list-style-type: none"> FORCONSULT / SUA, Department of Forest Engineering and Wood Sciences: Establishment of a Database and Catalog for Miombo Timber Species and Study of lesser-known species. 	<ul style="list-style-type: none"> Signed on 15 June 2020 Extended to 30 April 2022 Completed
	<ul style="list-style-type: none"> FORVAC – MCDI Partnership Agreement on Support to Develop CBFM and Related Value Chains in Ruvuma Cluster 	<ul style="list-style-type: none"> Signed on 29 July 2020 Extended to 31 October 2021 Completed
	<ul style="list-style-type: none"> FORVAC – MCDI Partnership Agreement on Support to Develop CBFM and Related Value Chains in Lindi Cluster 	<ul style="list-style-type: none"> Signed on 14 September 2020 Extended to 31 October 2021 Completed

Type of resources	Human Resources / Roles	Comments
	<ul style="list-style-type: none"> • SEDIT – Mentoring and Grant Management Services for Community Level Business Initiatives 	<ul style="list-style-type: none"> • Signed on 7 October 2020 • Extended to 5 November 2021 • Completed
	<ul style="list-style-type: none"> • FORCONSULT – SUA, Service Contract for Support to MSc Dissertations 	<ul style="list-style-type: none"> • 7 December 2020-31 July 2021 • Completed
	<ul style="list-style-type: none"> • Mamsteen Consultants Limited – Service Contract for village land use planning in 15 villages in the areas of Lindi and Ruvuma Clusters 	<ul style="list-style-type: none"> • Signed on 14 December 2020 • Extended to 15 September 2021 • Completed
	<ul style="list-style-type: none"> • FORVAC – MCDI Partnership Agreement on Support to Develop CBFM and Related Value Chains in Tanga Cluster 	<ul style="list-style-type: none"> • Signed on 26 April 2021 • Extended to 31 October 2021 • Completed
	<ul style="list-style-type: none"> • TAFORI – Service Contract for Development of a CBFM Charcoal Production Model and Establishment of Two (2) Charcoal Production Pilots in VLFRs in Handeni District 	<ul style="list-style-type: none"> • 1 September 2021-28 February 2022 • Extended to 30 June 2022
	<ul style="list-style-type: none"> • TAFORI – Service Contract for production of a popular version report of the Scientific Conference 	<ul style="list-style-type: none"> • 25 November 2021-15 February 2022 • Extended to 15 Aug. 2022 (for printing)
	<ul style="list-style-type: none"> • MCDI – Service Contract for establishment a community owned solar kilns in Lindi and Ruvuma Clusters 	<ul style="list-style-type: none"> • 20 September 2021-31 March 2022 • Extended to 31 August 2022
	<ul style="list-style-type: none"> • MCDI – Service Contract for establishment two community owned portable sawmills in Lindi Cluster 	<ul style="list-style-type: none"> • 9 December 2021-8 June 2022 • Extended to 31 August 2022
	<ul style="list-style-type: none"> • FORVAC – MCDI Partnership Agreement on Support to Develop CBFM and Related Value Chains in Lindi Cluster 	<ul style="list-style-type: none"> • 14 November 2021-30 June 2022 • Extended to 30 August 2022
	<ul style="list-style-type: none"> • FORVAC – MCDI Partnership Agreement on Support to Develop CBFM and Related Value Chains in Ruvuma Cluster 	<ul style="list-style-type: none"> • 23 November 2021-30 June 2022 • Extended to 30 August 2022
	<ul style="list-style-type: none"> • FORVAC – MCDI Partnership Agreement on Support to Develop CBFM and Related Value Chains in Tanga Cluster 	<ul style="list-style-type: none"> • 1 December 2021-31 March 2022 • Additional contract for 9 May 2022-8 July 2022
	<ul style="list-style-type: none"> • SEDIT – Mentoring and Grant Management Services for Community Level Business Initiatives 	<ul style="list-style-type: none"> • 28 January 2022-28 October 2022 (option for extension)
	<ul style="list-style-type: none"> • Central Park Bees Limited – Service Contract for Supporting Honey Value Chain in Handeni and Mpwapwa Districts through Engaging a Private Sector Actor to Deliver Beekeeping Trainings and Market Access 	<ul style="list-style-type: none"> • 16 February 2021-31 July 2021 • Completed
	<ul style="list-style-type: none"> • Central Park Bees Limited – Service Contract for Supporting Honey Value Chain in Handeni, Mpwapwa and Kilindi Districts through Engaging a Private Sector Actor to Deliver Beekeeping Trainings and Market Access 	<ul style="list-style-type: none"> • 20 December 2021-22 July 2022 (option for extension)
	<ul style="list-style-type: none"> • Kijani Consult Tanzania – Service Contract for Documentation of Successful Interventions of the FORVAC Programme in Ruvuma and Lindi Clusters 	<ul style="list-style-type: none"> • 15 November 2021-30 April 2022 • Extended to 31 May 2022 • Completed

Type of resources	Human Resources / Roles	Comments
	<ul style="list-style-type: none"> Service Provision for supporting value chains development under FORVAC 	<ul style="list-style-type: none"> 13 October 2021-31 January 2022, 11 working days Completed
	<ul style="list-style-type: none"> FORCONSULT – SUA, Service Contract for Support to MSc Dissertations 	<ul style="list-style-type: none"> 15 December 2021-22 July 2022 (option for extension)
	<ul style="list-style-type: none"> Mamaland Mushrooms Company Limited – Service Contract for Provision of technical training and development of market access to wild mushroom collectors in Mbinga and Songea 	<ul style="list-style-type: none"> 9 February 2022-25 June 2022 To be extended to mid-September 2022
	<ul style="list-style-type: none"> Kijani Consult Tanzania – Service Contract for Production of educational video material for school events on forestry and climate change 	<ul style="list-style-type: none"> 1 March 2022-30 April 2022 Completed
	<ul style="list-style-type: none"> Service Provision for supporting value chains development under FORVAC 	<ul style="list-style-type: none"> 21 - 26 March 2022, 6 working days Completed
Technical short-term support (Short-term Consultancies)	<ul style="list-style-type: none"> ST consultancy to support planning of Programme extension and Annual Workplan 2022-2023 (CTA) 	<ul style="list-style-type: none"> 10 working days, during the period of 13 May – 31 May 2022
	<ul style="list-style-type: none"> ST consultancy on updating FORVAC risk analysis and risk matrix from the point of view of human rights 	<ul style="list-style-type: none"> 5 working days total in Finland, during the period of 24 January-4 February 2022
	<ul style="list-style-type: none"> ST consultancy on preparation of the amended FORVAC Programme Document 	<ul style="list-style-type: none"> 12 working days total, during the period of 21 September-12 October 2021 (10 days in Tanzania & 2 days in Finland)
	<ul style="list-style-type: none"> ST consultancy (international) to support value chain development activities of FORVAC 	<ul style="list-style-type: none"> 5 working days in total during July-September 2021

3.2 Summary of expenditure

Table 27 below summarizes the FORVAC expenditure for Operations (Outputs 1-4), Programme management and administration, Contingency, and Support staff against the Annual Workplan and Budget 2021-2022. It also gives the total amended budget for the original 4-year Programme duration (23/7/2018-22/7/2022) and to the end of the extended Programme duration (22/7/2024) and related outstanding balances as of 30 June 2022.

Table 27. Summary of expenditure, 1 July 2021-30 June 2022.

Project Task No.	Description	Total Programme budget, 23 July 2018 - 22 July 2024	Budget Year 4 (Jul. 21-Jun. 22) incl approved additional budget	Accumulated Usage Year 4 (Jul. 21-Jun. 22)	% Usage Budget Year 4	Outstanding Balance Year 4 (Jul. 21-Jun. 22)	Total Accumulated Usage, 23 Jul. 2018-22 Jul. 2024	Total Outstanding Balance of the total Programme Budget, 23 Jul. 2018-22 Jul. 2024	% Total Usage, 23 Jul. 2018-22 Jul. 2024
5001	1 Improved VCs & increased PS involvem. in Forest sector								
5010	1.1 Establishment and mobilization of VLFRs	2 018 992	343 593	339 347	98,76 %	4 246	1 714 546	304 446	84,92 %
5012	1.2 Support to value chains	2 061 774	1 007 738	1 007 738	100,00 %	0	1 542 034	519 741	74,79 %
5013	Subtotal Output 1	4 080 767	1 351 331	1 347 085	99,69 %	4 246	3 256 580	824 187	79,80 %
5100	2 Stakeholder capacity to implement & promote forestry value chain development enhanced								
5105	2.1 Impr. inst. & mgmt capacity for villages VNRC	1 212 578	352 255	390 566	110,88 %	-38 310	936 342	276 236	77,22 %
5115	2.2 Improved capacities of forest national level	511 098	213 074	206 235	96,79 %	6 839	361 458	149 640	70,72 %
5135	2.3 Forest products VC/market systems & BD skills	241 146	25 556	26 220	102,60 %	-664	214 032	27 114	88,76 %
5140	Subtotal Output 2	1 964 823	590 885	623 021	105,44 %	-32 135	1 511 833	452 990	76,94 %
5160	3. Functional extension, communication, monitoring systems & MIS								
5165	3.1 Enhanced extension and communication services	313 874	87 407	71 325	81,60 %	16 082	220 199	93 675	70,16 %
5170	3.2 Monitoring and Management Information System	261 132	50 741	41 946	82,67 %	8 795	168 448	92 684	64,51 %
5179	Subtotal Output 3	575 006	138 148	113 271	81,99 %	24 877	388 647	186 359	67,59 %
5180	4 Legal and policy frameworks in forestry supported								
5185	4.1 Improved policy and regulatory framework for forest value chain development	538 784	120 889	137 943	114,11 %	-17 054	423 872	114 912	78,67 %
5190	4.2 Forest law enforcement, forest governance and trade of legally sourced timber	98 168	56 111	0	0,00 %	56 111	12 807	85 361	13,05 %
5199	Subtotal Output 4	636 952	177 000	137 943	77,93 %	39 057	436 679	200 273	68,56 %
5299	Programme Management & Admin.	1 956 654	296 120	298 075	100,66 %	-1 955	1 451 920	504 734	74,20 %
5330	Subtotal Contingency and TA-briefing	173 980	0	0	0,00 %	0	21 742	152 238	12,50 %
5410	Support Staff (incl IJE and NJE)	578 813	145 000	158 749	109,48 %	-13 749	259 562	319 251	44,84 %
7999	TOTAL:	9 966 994	2 698 485	2 678 144	99,25 %	20 341	7 326 962	2 640 032	73,51 %

The financial report, covering costs of Operation and Management (OP) and Technical Assistance (TA), is given in more detail in Annex 8 of this document.

3.2 Amendment of the budget, deviations from the original budget

In the end of the reporting period, FORVAC was granted a two-year extension from 23 July 2022 to 22 July 2024, and EUR 4,200,000 was added to the original budget, the amended budget now totaling EUR 14,150,000 as follows:

Operations and management:	EUR 9,966,994 (TZS 24,917,485,000)
Technical assistance (TA):	EUR 4,183,006 (TZS 10,457,515,000)
Total:	EUR 14,150,000 (TZS 35,375,000,000)

The AWP 2021-2022 budget was amended based on the extension plan and the necessary reallocations, due to the fact that the Programme was originally supposed to be closed by 22 July 2022 and field activities had to be carried out only to a very limited extent during the last three Programme months. The following changes were included in the budget:

- EUR 55,926 taken from the extension period OP budget and allocated to Outputs 1 and 2 in the AWP 2021-2022 budget, the extension period OP budget revised accordingly.
- EUR 207,876 reallocated from the extension period TA budget to the AWP 2021-2022 budget, so that the FORVAC team can work most of in April-June 2022, keep the Programme activities running and coordinate and monitor implementation and carry out a detailed participatory planning process to establish a new Annual Workplan (7/2022-6/2023).
- The AWP 2021-2022 contingency budget of EUR 84,263 allocated to Outputs 1 and 2.
- EUR 33,880 reallocated from Programme management (5210 Investments) to Outputs 1 and 2 (this referred to the previously planned procurement of one more car for the Programme – this vehicle is no longer considered necessary).
- Implementation of the activities 3.2.5 (programme end impact study) and 3.2.6 (satellite image-based monitoring of development of forest coverage/deforestation) have been postponed to the extension period of the Programme and the related finance, EUR 37,037) reallocated to the Output area 1.2 (value chain development) of the AWP 2021-2022 budget.

These changes have also been included in the new overall budget for 7/2018-7/2024. The expenditure per budget category over the planning period and from the beginning of the Programme implementation 23 July 2018 to 30 June 2022 and related budgets are set out in Table 28.

Table 28. Budget and realized expenditure by main categories, AWP 7/2021-6/2022.

Budget category	Total budget 23/7/2018-22/7/2022	Accumulated usage 23/7/2018-30/6/2022	Annual budget for 7/2021-6/2022	Accumulated usage 7/2021- 6/2022	% of the usage from the AWP 21-22 budget	% of the usage from the budget 23/7/2018- 22/7/2022
OP-Operations and management	EUR 7,382,492 (TZS 18,456,230,000)	EUR 7,326,962 (TZS 18,317,405,000)	EUR 2,698,485 (TZS 6,746,212,500)	EUR 2,678,144 (TZS 6,695,360,000)	99%	99%
TA - Technical Assistance (also including ST consultancies)	EUR 2,842,263 (TZS 7,105,657,500)	EUR 2,674,514 (TZS 6,686,285,000)	EUR 590,179 (TZS 1,475,447,500)	EUR 469,256 (TZS 1,173,140,000)	80%	94%
TOTAL	EUR 10,224,755 (TZS 25,003,690,000)	EUR 10,001,476 (TZS 25,005,160,443)	EUR 3,288,664 (TZS 8,221,659,243)	EUR 3,147,400 (TZS 7,868,500,000)	96%	98%

The total amended budget for the implementation (Operations and management), excluding Technical Assistance (TA) costs, of the AWP 2021-2022 covers EUR 2,698,485 (TZS 6,746,212,500). By the end of June 2022, the related expenditure was EUR 2,678,144 (TZS 6,695,360,000), 99% of the total Annual Budget for Operations and management (OP). Expenditures of the Technical Assistance (TA) made 80% of the amended budget of this category (relevant expenditure partly accounted in July 2022). However, the total cumulative

usage of the TA budget from the beginning of the Programme 23 July 2018 to 30 June 2024 makes 94% of the budgeted amount.

As given in Table 28, the amended budget of FORVAC for the original four-year Programme duration, 7/2018-7/2022, totals EUR 10,224,755 (TZS 25,003,690,000), of which EUR 10,001,476 (TZS 25,003,690,000) / 98% was used by the end of June 2022.

Table 29 summarizes the Programme's budget and realized expenditures in relation to the amended budget from the start of the Programme 23 July 2018 to the end of the extension period 22 July 2024, divided into the categories Operation and management (OP) and Technical Assistance (TA). The following budgets are available for the implementation of the Programme from 1 July 2022 to 22 July 2024:

Operations and management:	EUR 2,640,032 (TZS 6,600,080,000)
Technical assistance (TA):	EUR 1,508,492 (TZS 3,771,230,000)
Total:	EUR 4,148,524 (TZS 10,371,310,000)

Table 29. Total budget (23 June 2018-22 July 2024) and realized expenditure by main categories (30 June 2022).

Budget category	Budget for 7/2018-7/2024	Accumulated usage by the end of June 2022	Total outstanding balance of the total Programme Budget for 7/2018 – 7/2024	% of the usage of the 7/2018-7/2024 budget
OP - Operations and management	EUR 9,966,994 (TZS 24,917,485,000)	EUR 7,326,962 (TZS 18,317,405,000)	EUR 2,640,032 (TZS 6,600,080,000)	74 %
TA - Technical Assistance (also including ST consultancies)	EUR 4,183,006 (TZS 10,457,515,000)	EUR 2,674,514 (TZS 6,686,285,000)	EUR 1,508,492 (TZS 3,771,230,000)	64 %
TOTAL	EUR 14,150,000 (TZS 35,375,000 000)	EUR 10,001,476 (TZS 25,003,690,000)	EUR 4,148,524 (TZS 10,371,310,000)	71 %

4 Assumptions and risks

The main assumptions previously identified and presented in the original Programme Document remain, and they are not commented on in this Annual Report of the Year 4. However, below we present some new specific critical issues including assumptions and response measures.

The timely and efficient implementation of FORVAC include the following new assumptions:

- The COVID-19 pandemic will remain under control and restrictions will not stop or delay FORVAC operations.
- Minimizing utilisation of funds in unexpected (non-planned) initiatives.
- Political will and support to application of legal framework based on clear roles and mandates.
- Political environment remains friendly to CBFM, referring to GN417, which has been criticized for narrowing the rights of communities and willingness to tackle challenges in trade of timber from VLFRs.
- The Programme received the two-year extension (2022-2024), which will help to sustain the Community Based Forest Management (CBFM) and value chain activities and interventions FORVAC has started.
- As in most other countries, the COVID-19 pandemic spread to Tanzania in the end of the first quarter of 2020. It has affected the implementation of the Programme (some delays and postponements of planned activities) and limited traveling of the FORVAC staff as well as stakeholders. Periodically large gatherings have been avoided. The pandemic may still cause changes in the implementation of the new Workplan 2022-2023 if new mutations occur.

Amended risk matrix, recommendations of the Socio-Economic Assessment (SEA) and the annual ERET review

The risk matrix and risk analysis of the Programme Document have been updated, and the Socio-Economic Assessment (SEA) and the annual ERET review implemented during the first half of 2022. The produced documents will support the planning and implementation of the Programme activities during the extension phase (2022-2024). Additionally, recommendations of these two assignments, ERET and the Socio-Economic Assessment, shall be added to the Programme Document (PD) and the amended PD shared to the FORVAC Steering Committee and the upcoming Supervisory Board meeting.

5 Cross-cutting objectives

Ministry for Foreign Affairs (MFA) has recently updated guidelines for supporting mainstreaming of cross-cutting objectives and human rights-based approach in MFA financed development cooperation. As Finland's development policy bases on the Agenda 2030 and Paris Agreement, climate aspects through low emission development have been further emphasized in addition to the previous cross-cutting objectives – gender equality, non-discrimination (especially PLWD rights), and climate resilience.

5.1 Gender equality

FORVAC works with both officially elected structures (Village Council, Village Natural Resources Committees, Village Land Use Management Teams) and non-official non-elected groups (VICOBAs, VSLAs, different business groups). Female engagement is encouraged throughout the activities, but with the elected, formal structures, FORVAC has less power to have an impact on the composition.

Forestry is typically a very male-dominated field, and women are in several areas not considered to be strong enough e.g. to take part in long patrols which require sleeping in the forest. Regardless of this prejudice, in average 34% of the members of the VNRCs, which FORVAC is working with, are female. FORVAC has directed capacity building to VNRCs that are responsible of managing village forests. Female members of VNRCs have been encouraged to be active and, for example, the females are equally operating the two mobile-sawmills FORVAC has supported in Ruvuma and Lindi Clusters.

At the time of land use planning, female engagement is of utmost importance. In all FORVAC project areas, women are typically mainly responsible for fetching water, collecting firewood, and farming for family's needs. Therefore, almost all land-related decisions affect the daily lives of women more than men. To ensure that female community members' needs and views are taken into account during the village land use planning process, Government of Tanzania guides at least 30% of the team members to be female. In the FORVAC supported land use planning processes, the formed VLUM teams have in average 41% female members.



Figure 17. FORVAC supports the development of the mushroom value chain, which is a female-dominated business area.

FORVAC supports several forest-related businesses, either individuals or groups involving them. Even though forestry related activities are rather male-dominated, e.g. carpentry, some NTFPs are collected and marketed mainly by women, e.g. mushrooms. When selecting the businesses for the micro-business support Phase I and Phase II, female-owned enterprises or female members in the group businesses were rewarded in the scoring, resulting in a total of 37% of the supported entrepreneurs were women in Phase I and 48% in Phase II. Additionally, the formed VICOBA and VSLA savings groups include more women (70 %).

5.2 Non-discrimination

Typically, the forestry sector is dominated by men but through communication and Programme activities FORVAC encourages women and vulnerable groups to participate in forest value chains and works on the decision-making processes to be non-discriminatory. Non-discrimination is in the heart of human rights-based approach (HRBA). HRBA concerns the right to the process, rather than to the outcome: all human beings have the right to participate in their social, political, economic, and cultural development. Within the base activities (CBFM, LUP), government guidelines for non-discrimination are followed, and important decisions are shared in the village assemblies transparently.

The whole community, including the vulnerable groups, benefit from FORVAC Programme indirectly when villages with VLFRs get income from harvesting operations. This income is used for financing sustainable forest management and social services such as water, health care services, and schools in the villages.

When considering the CBFM derived funds to the community, awareness-raising and community involvement are required, so that the village assembly knows that they can choose how to use the funds. As discussed in the "Participatory Forest Management in Tanzania: 1993- 2009" paper by FBD, if communities are not aware of their rights, CBFM benefits can disappear due to elite capture, and the poorer parts of the community do not benefit or even suffer from the CBFM regime. MJUMITA, also in collaboration with FORVAC, gives trainings to improve CBFM related governance and awareness in the village level, including the involvement of women.

It is also in the focus for FORVAC to foster gender equality, the inclusion of vulnerable groups and work on making forest value chains equally inclusive to all groups. During the selection of micro-businesses for the support scheme, it has been noticed that even if vulnerability grouping was added as a weighted characteristic in the scoring, many of the applications by the people living with disabilities (PLWD) did not fill other criteria that were set for the businesses selected for the support. A direct linkage between PLWD and value chain development has been found challenging also in other projects worldwide. Instead, the secondary impact (impact on family/household members) is easier to reach and more effective in numbers. Examples of FORVAC's inclusive activities and impact are given below:

- In the micro-business support Phase I, two (2) businesses of PLWD were directly supported (bamboo and beekeeping), secondary beneficiaries in the 60 selected micro-enterprises were 19 PLWD (13 Mbinga, 5 Liwale, and 2 Handeni).
- In the micro-business support Phase II, 20 PLWD (1 in Ruangwa, 1 in Nachingwea 1 in Namtumbo, 12 in Nyasa, 5 in Songea) are directly supported (beekeeping, carpentry and handcraft businesses).
- The poorest households and mostly women are active in the mushroom value chain. Five (5) women-owned mushroom businesses were supported in Mbinga through micro-business support Phase I (drying facilities, skills, market linkages). FORVAC has concentrated to develop the mushroom value chain in Mbinga and Songea Districts by linking a private sector actor (Mamaland Mushroom) who has offered practical training for the mushroom pickers and offered a voluntary market for mushrooms.
- Also, honey has been identified as an accessible value chain for poorer households, although it requires more skills and investment as compared to mushroom business. FORVAC is in all the areas actively supporting honey production by offering beehives, gear, and technical training.

- FORVAC has trained a number of carpenters in the production of beehives to support honey/bees wax value chain development. In Handeni District, a carpenter with albinism was included in the beehive production training and he delivered his part of the order of almost 500 beehives from FORVAC.
- Parallel to technical support from outside the community, a local peer supporter, hired by FORVAC, has brought extension services for honey value chain in Handeni District. The peer supporter is a person living with albinism.
- All village members, age above 18, have had an equal right to apply a plot for teak plantation in five (5) villages in Nyasa District. At the moment, around 22% of woodlot owners are female and additionally, six (6) PLWD own a woodlot. Moreover, youth have been encouraged to participate in teak plantation activities to be woodlot owners in the future.

Box 12 – Supporting PLWD

FORVAC has supported Mr. Anselimo, who is doing a handcraft business, to improve his livelihood. Mr. Anselimo is living with a disability in Namtumbo District, Ruvuma Cluster. Through the micro-business support, he has managed to expand his business. His business investment plan requires some equipment that will support this movement.

“Though I had done handcrafts for more than 20 years, I was still not earning enough for a living, and I had to ask for help from my sister and neighbors. Luckily, the FORVAC Programme came and offered me knowledge on how to grow my business.

Since learning marketing strategies, my sale has increased, and now I may earn even TZS 100,000 in a month at the open village market. I have also expanded the selection of the products to answer the needs of the market, and only with cooking spoons I may make TZS 50,000 profit per month.

I am thankful for FORVAC for not excluding me from business support because of my disability. I am hoping to get equipment to speed up my production.”



5.3 Climate resilience

Ensuring the existence of natural forest cover through sustainable forest management and supporting forest-derived livelihoods is linked to climate resilience in multiple ways. Adaptation is improved through ecosystem services like watershed management, micro-climate stabilization, and control of land erosion, but also, forest livelihoods add to the household income and reduce dependency on agriculture, which is highly at risk to face climate change-related challenges like extreme weather events, droughts, and pests.

Fire has been identified as a risk factor to the VLFRs and to the teak plantations in Nyasa. In Nyasa, the TGA members have established fire breaks and lines to protect the plantations from fire. Additionally, fire control/management trainings has been held to VNRCs in Ruvuma and Tanga Clusters.

Beekeeping is prone to climate effects, especially fire and pests. In the training, the resilience actions focus on the placement of hives (shadow, high, close to water) and timely and frequent checking for pests. Also, transferring from the still widely used bark hives to modern hives conserves trees.

5.4 Low-emission development

In Tanzania, 72.7 % of the carbon emissions stem from land use change and forestry (USAID Greenhouse Gas Emissions Fact Sheet, 2018), and according to the Center for International Forestry Research (CIFOR), the proportion of Tanzania's deforestation that is directly related to wood fuel production is as high as 70 %. Despite the forest management and harvesting plans, illegal logging may still occur in Village Land Forest Reserves. The type of illegal logging depends on the area and existing market: in remote areas forest

degradation is a likelier option through the extraction of valuable timber species by selective logging, whereas closer to market centers in addition to the demand for timber, also demand for charcoal is a driver for deforestation.

In addition to increasing communities' motivation in keeping the forest intact through increased income flow, FORVAC has addressed illegal logging through MJUMITA partnership by establishing a platform for reporting illegalities in VLFRs in Ruvuma and Tanga Clusters. VNRCs' capacity to patrol has been supported through training, and by providing motorbikes and gear. FORVAC has also co-facilitated the development of Tanzanian Timber Legality Framework with TRAFFIC and is in discussions to support the development of a technological solution for tracking VLFR timber from stump to market.

Charcoal is a major driver for deforestation, but also a potential source of income for forest communities. The reality is that the annual demand of over 2.3 million tons (figure for 2012, a quantity predicted to double by 2030, Ministry of Energy and Minerals, 2014) of charcoal is not going to disappear and parallel to shifting to alternative fuels, also models for sustainably producing charcoal are needed. TFCG has been piloting sustainable charcoal production in Kilosa. FORVAC has worked on an additional more intensive model for the CBFM context together with TAFORI and SUA. The goal is to ensure scalability through simplified startup and low initial investment and to instead invest in simple improved kiln technology (simple metal kilns). By raising the recovery rate from the current appr. 15% to e.g. 40%, would require less than half of the biomass burned currently to answer to the same market demand, hence directly reducing the deforestation rate

6 Lessons learnt, conclusions and recommendations

Based on the land use plans and production of the forest management plans, VLFRs are entering into timber harvest and sales. This process has been supported through specific timber trade events organized in Lindi and Ruvuma Clusters. Additionally, two community owned portable sawmills have commenced production.

Results of these activities seem promising: 9,186 m³ of timber, up to a total value of TZS 2,572,016,985 (EUR 1,028,807), was sold in Lindi Cluster by the end of June 2022. The total volume sold and its value in the whole operational area of FORVAC (Lindi, Ruvuma and Tanga Clusters) are given below:

<i>Timber sold in total, m³</i>	<i>Value, TZS</i>	<i>Value, EUR</i>
• 9,543	• 2,662,587,528	• 1,065,035

To reach more results and more efficiently support timber and other forest value chains, some findings and recommendations for the future are listed below.

The FORVAC supported beekeeping businesses are relatively small, produce low volumes of honey, and sell their honey in remote areas with difficult access especially during the rainy season. Low volumes do not attract buyers.

- 1) FORVAC requested Swahili Honey to identify potential collection centres in Mpwapwa and Handeni Districts. In Mpwapwa, Swahili Honey proposed a collection centre either in Gulwe village, since its location is central and transporting honey even through railway is easy, or in Mpwapwa town, as all necessary services like mobile money centres are available there and the distance to nearby villages is not long. In Handeni, Swahili Honey suggested to have a collection centre at Mkata town since it is near to almost all the villages and next to the main road. In addition to Mkata, Swahili Honey is proposing to have a small collection centre in Gole village as it is a bit too far from Mkata. This collection centre would serve Gole and the nearby villages.

Recommendation: FORVAC will encourage beekeepers to establish honey collection centres to improve the market in the Districts – larger honey volumes in one place will attract more buyers.

- 2) During the Phase 1 of micro-business support in the Districts of Handeni, Liwale and Mbinga, the investment support took place at the end of mentoring, which caused delays for implementation and problems in required training, also including user training related to supported machinery/equipment.

Recommendation: Procurement (e.g. equipment, machinery and gear), included in the investment support, has to be started early enough, in 3-4 months from the commencement of the Service Contract of the micro-business support.

- 3) Heavy requirements for data regarding the VLFR timber resource reduce financial viability of smaller or degraded VLFRs and cut income from well stocked VLFRs.

The knowhow for producing reliable data on the existing timber resources is currently not existing at the District level, and highly skilled institutions must be consulted to meet the data requirements every five years (renewal period for the Forest Management Plans). This increases the costs of the planning phase. Due to a high price of inventories, smaller or degraded VLFRs, even if they had some timber resources, cannot start the timber business and earn funds for financing the patrols etc. needed to manage the area – the VLFR management would not be financially viable.

Recommendations:

- a) The data requirements could be reduced and the planning phase simplified;
- b) Consideration should be given to whether inventories could be totally left out and trust communities follow the minimum diameters and their willingness to not allow unsustainable cutting, in order conserve resources in future years. This can be combined with some finance for spot checks by DFOs and related bans from operations if inconsistencies are observed; and

c) The requirements increased through certification. If the FSC certification is a financially viable solution to a specific community, the community will invest in inventory to meet the FSC standards.

- 4) Investment support for micro-businesses has increased the need for timber for carpentry and raw materials for other supported businesses. Unfortunately, the financial opportunities for the owners are limited.

Recommendations: To facilitate the business initiatives' access to finance, the businesses will be supported to establish micro-saving groups during the AWP 2022-2023.

- 5) To increase private sector involvement in forest value chains, alternative identification/selection processes are required.

As per Output 1, FORVAC will increase private sector involvement in forest value chains. FORVAC has created a method of identifying potential market actors and developing a concept in cooperation with the private sector partner to increase the capacity of the communities to provide the needed quantities and quality of the product in question. Hence for now, support has been towards training costs, and in addition to the increased capacity, the anticipated result is a long-term relationship between the market actor and the communities. Instead of tendering out the training to the cheapest tenderer, it would be important to allow an alternative approach for FORVAC. The most important factors in selecting the partner should be presence in the area, or interest in extending the operations to the area. Only partners selected with these criteria can result in the second goal – long term partnerships. In forest value chains, potential partners filling the above-mentioned criteria are few or only one. There should be a consensus from the Competent Authorities, that the traditional tendering rules do not systematically apply for these community – private sector partnerships and that other ways and criteria for selection should be allowed.

Recommendation: Use partner identification as a valid method for establishing a partnership instead of requiring tendering for training services, when the goal is to facilitate long-term partnerships between the community and the market actor.

Extension of the Programme to July 2024

Initially, FORVAC had to be implemented between 23 July 2018 and 22 July 2022, with a planned total duration of 4 years. In December 2021, MFA Finland decided to allocate additional funding up to EUR 4,200,000 to FORVAC for a 2-year extension of the Programme. The Ministry of Natural Resources and Tourism and the Ministry of Finance and Planning (MoF) of Tanzania agreed on this extension in April 2022, followed by an agreement between the Implementation Consortium (FCG) and MFA Finland at the end of May 2022. The extension phase will run from 23 July 2022 to 22 July 2024.

ANNEXES

Annex 1 Planning matrix (results framework supported with annual targets)

Annex 1 Planning matrix for annual targets

Results	Indicators	Baseline	Annual target 7/2021 – 6/2022	End of programme target 7/2018 – 7/2022	Means of verification	Assumptions
Impact						
Increased economic, social and environmental benefits from forests and woodlands	Increased household incomes derived from forests (Disaggregated by age, sex, disability)	9% forest-based employment, 17.5% (TZS 45,854) HH income from forest-based enterprises	Household incomes improved (progress measured during the endline study)	+15%	Baseline and endline studies	GoT Land and other NR related policy improve or at least remain favourable for development of the forestry sector GoT allocates sufficient resources for forestry development Political commitment for sustainable forest management and value chain development in CBFM NR and land related law enforcement is in place and is being enforced Policy harmonization contribute to sector development
	Less deforestation in the area where FORVAC works	Deforestation rate in FORVAC regions	Deforestation reduced	Deforestation significantly lower by the programme end in the VLFRs where FORVAC works compared to other VLFRs of the region	National Carbon Monitoring Centre statistics	
	Improved services for villages, e.g. water services, health services, RE solutions Improved services of the village office for villagers, e.g. regarding land registry	15.4% find service delivery systems well-functioning	Services improved in FORVAC supported villages (progress measured during the endline study)	Villager's opinions of the related services are improved during the project lifetime (disaggregated by sex, age and disability)	FORVAC baseline and endline reports	
	VLFRs increased contribution to national level sustainable woodland and forest management	247,789.2 ha (NFBK II & LIMAS)	26 forest management plans produced; 90,000 ha	2,4 million ha	NAFORMA MNRT statistics	
	Improved institutional support for the forest sector through regulations and legislation in place	Existing regulations and legislation at baseline	National Forest Act reviewed Kiswahili translation of Forest Act and Beekeeping Act 2021 produced and disseminated Forest Policy Implementation Strategy formulated and approved Charcoal Policy and Implementation Strategy approved and taken into use	Supportive regulations and legislation revised for sustainable forest management by the programme end	Forest related regulation	

Results	Indicators	Baseline	Annual target 7/2021 – 6/2022	End of programme target 7/2018 – 7/2022	Means of verification	Assumptions
Outcome						
Improved forest sector value chains contributing to sustainable forestry and forest-based livelihoods	Improved business environment in forestry sector related to <ul style="list-style-type: none"> - taxes and royalties - standards - forest value chains 	Poor transparency of taxes and royalties Non existing standards in place Poorly functioning forest value chains	Kiswahili translation of Forest Act and Beekeeping Act 2021 produced and disseminated Forest Policy Implementation Strategy formulated and approved Charcoal Policy and Implementation Strategy approved and taken into use	Transparent and just system for levying taxes and royalties in place Construction/technical standard developed The number of forest value chains related regulations revised, benefit sharing modalities in use (the number to be defined during the course of FORVAC)	Programme reports Published Standard Revised Regulations published; programme reports	Political commitment for sustainable forest management and value chain development in CBFM Favorable political, legal and policy framework for Public Private Partnerships (PPP) and towards private sector and civil society engagement in business development Institutional stability within MNRT
	Supporting functions/ Service provision for: <ul style="list-style-type: none"> - Improved market information system - Improved forest value chain financing - Enhancing capacities in VC 	Non-existent market information system Low awareness on business financing options Low capacity in place in Tanzania for value chain development	Beekeeping database established Forest sector businesses better linked with financing alternatives SUA offers a value chain development curricula	Market information system in place Forest sector businesses linked with financing alternatives Better functioning forest value chains in Tanzania benefitting forest sector and including participation of women and disadvantaged groups (data disaggregated by sex, age, disability) VC included in the curricula of forestry training institutions	Project reports Data collected from forestry training institutes	Good cooperation between MNRT / FBD, TFS and PO-RALG; all having clear roles on how to support communities and private sector Domestic market available for sustainably harvested timber, charcoal, honey and other NWFP products Increasing international market access for FSC certified timber
	Increased number of community producer groups and their members engaged in wood and NWFP harvesting, processing and marketing (per products/ district/ year, by sex, age and potential disability)	Process (0)	28 producers' groups established	70 groups of 30 women / men; totaling 2100 members (Figures to be revised on the basis of the baseline)	Survey on NWFPs, group records	Level of forest encroachment does not increase

Results	Indicators	Baseline	Annual target 7/2021 – 6/2022	End of programme target 7/2018 – 7/2022	Means of verification	Assumptions
Outcome						
Improved forest sector value chains contributing to sustainable forestry and forest-based livelihoods	Social fund distribution from forest produce sales (e.g. school uniforms, school desks, dispensary building, benefitting vulnerable; by gender, age and disability) and number of people benefitting	In 40% of the 20 villages sampled at the baseline study forestry has contributed to social services (contribution 40% of forest income): total of TZS 1,119,000,000 since starting of CBFM	+15 %	+75 %	Baseline/Endline studies VNRC book keeping, Village records	
	AAC - Annual Allowable Cut defined in harvesting plans, and logging done according to plans	Very few of the villages had updated harvest plans in place in the beginning of FORVAC	15 % (to be adjusted against harvesting plans)	xx % increase	VNRC records, district records	
	Increased areas under sustainable forest management (CBFM)	247,789 ha	90,000 ha	+ 60 % (additional 151,149 ha)	Management plans; District and VNRC records, and survey	
	Improved Forest Law enforcement and Governance system to replace trade of illegal timber with legally produced timber	Situation in 2018	Progress taken in establishment of components of Forest Law enforcement and Governance system	Key Forest Law enforcement and Governance system components in place	Project and FBD/TFS/district records	

Results	Indicators	Baseline	Annual target 7/2021 – 6/2022	End of programme target 7/2018 – 7/2022	Means of verification	Assumptions
Output 1. Improved Value Chains and increased Private Sector Involvement in the forest sector	Number of VLFRs declared and operational, including village land use plans and forest management plans	57 VLFRs (NFBKP II 20 + LIMAS 16) 24 LUP	26 VLFRs forest management & harvesting plans completed; 26 additional VLFRs declared and operational	85 VLFR functional (number of new VLFRs to be established 28) 52 LUP	District register (DFO) VLFR Mgt Plans programme reports VNRC reports	<p>Law enforcement is sufficiently efficient to make legally harvested timber viable</p> <p>Management plans fulfilled and are implemented according to sustainability criteria</p> <p>Strong leadership and equitable participation of villagers in CBFM is maintained</p> <p>FBD and PO-RALG take active stance in solving the coordination and monitoring issues</p> <p>PO-RALG allocates sufficient resources to districts</p> <p>Villages, private sector and civil society are committed to interact with GoT institutions</p> <p>Political will to support CBFM exists at District level</p> <p>A sufficient number of qualified Service providers available</p> <p>Domestic market demand increases for lesser-known timber species; for quality honey and other honey</p>
	Number of forest harvesting contracts contributing to the timber value chain managed in VLFRs (species, volume sold and unit prices) villages/district / year	to be established Income level 150 000 000 TZS/a	26 VLFRs harvesting plans completed 15 new harvesting contracts by June 2022	At least for 25 % of the VLFRs established during FORVAC +200%	VNRC records, district records, programme report	
	Lesser-known species with market potential identified and researched	process (0)	Study completed	at least 10 with potential for market/business dev.	Assessment Report on Lesser-Known Species, programme reporting	
	Advocacy on lesser-known species	process (0)	Miombo Timber Species Database and Catalog developed and market information made accessible to potential buyers, VLFRs, district and central authorities and other relevant stakeholders	x species of lesser-known species disseminated	TFS/districts records, market study on species and their market potential assessed and promoted, programme reporting	
	Honey producer or other NWFP/NTFP producer groups linked with traders and other value chain actors (by sex) and their income increased	70 groups Kg 21 000 / a honey Kg 5250 / a bees wax NTFP: to be established % women producers	10 producer groups linked with traders min. 30% memberships of women	+ 30% + 100% + 100% + 100%	District statistics/records, programme reporting survey on honey sales and / or NWFP sales	

Results	Indicators	Baseline	Annual target 7/2021 – 6/2022	End of programme target 7/2018 – 7/2022	Means of verification	Assumptions
Output 1. Improved Value Chains and increased Private Sector Involvement in the forest sector	Increased efficiency of timber processing (e.g. use of efficient sawmills contra pit sawing)	Current recovery rate 25 -30 % (to be confirmed)	4 mobile sawmills procured and made operational, and the broken sawmill of SULEDO in Kiteto district repaired 2 solar kilns procured, installed and taken into use in 2 of the FORVAC supported sawmills	5 – 10% increase	Survey on recovery rates	products produced in Tanzania Other NWFPs (other than honey products) with commercialization potential are available Private sector, villagers and VNRC exist in the districts and are interested to participate in value chain development
	Number of new institutional arrangements / business models with market linkages (e.g. MoUs, joint ventures, PPP & other partnerships)	Process (0)	+ 3 – 5 new institutional arrangements/ business models with market linkages, including community owned and managed portable sawmills	10 – 15	TFS, District and programme records	
	Number of private business actors engaged in legal timber processing (per district/year) increased	Baseline study results (covering 20 villages)	At least +30% increase	+150%	VNRC (VLFR), TFS, District and programme records Endline study	
	Increased employment (# of persons getting income) in harvesting and transportation, processing, pit sawing and saw milling; by gender.	5 % of population in target villages employed in timber processing	+ 300 (15 % women)	+1000 people (at least 20 % women)	Baseline and endline studies, project reports	
	Total income from charcoal sales within FORVAC VLFRs	Handeni: TZS 3.5 million per year Kilindi: 39.6 million per year	+20%	+200%	District forestry offices	
	Reduction in annual illegal forest harvesting cases in FORVAC supported forests	Illegal harvesting of timber was reported by 17.9% of the respondents (Baseline study)	<5 cases Establish Forest User Networks to report on illegalities. Pilot illegality reporting dashboard Work on availability of legal timber via CBFM	10% of the respondents report illegal harvesting of timber	Baseline and endline studies	

Results	Indicators	Baseline	Annual target 7/2021 – 6/2022	End of programme target 7/2018 – 7/2022	Means of verification	Assumptions
Output 2. Stakeholder capacity to implement and promote forestry value chain development enhanced	Number of government staff trained in forest management and value addition techniques, disaggregated by sex (inclusive VETA training programme)	Government staff not having or possessing inadequate knowledge and skills on forest mgt and VCD	120 district officers (10 officers in each Programme district) 22 regional and central government officers 20% women	Defined in TNA	FBD/NFBKP II/LIMAS records from previous phase and service provider records	Government organisations willing to implement capacity development results Villages, districts, private sector, civil society actors and other organizations willing and able to implement capacity development and are committed to interact with GoT institutions Equitable participation of villagers in CBFM related capacity development FBD/TFS and PO-RALG take active stance in promoting capacity building at all levels Willingness and ability of relevant educational institutes to include forest value chain development in their curricula
	Number of individuals trained in forest management and value addition techniques, disaggregated by sex, age and disability/ by category (village level, SMEs, service providers)	Village Councils and VNRCs, villagers involved in timber harvest & processing, charcoal production and trade with totally lacking or inadequate knowledge and skills on forest management and VCD	3400 village leaders (85 villages: 20 Village Councils + 20 VNRCs) 300 MSME employees, at least 20% women 20 staff members of Service Providers	Defined in TNA	Records kept by the project and service providers	
	Value chain related efficiency in decision making and in administrative procedures increased	Status/baseline as of situation in 2018	Steps taken to improve efficiency of VC related decision making and administrative procedures, average time for getting permits reducing	Average time for getting permits reduced procedures simplified	Procedures defined and used as a reference for assessing the performance	
	Forest value chain development incorporated in University and FTI/FITI curricula	No existing VC related education	SUA offers a VCD curricula	Curricula developed and in use Issues of gender, age and disability considered in learning materials	Programme reports; existing curricula	
Output 3. Functional extension, communication, monitoring systems and Management Information System in place	Communication strategy mobilized	Established (ST consultancy in 2018)	FORVAC website and Facebook page used & updated.	FORVAC communication according to strategy	Programme reports	MNRT and PO-RALG take active stance in extension and communication services along the VC at all levels Villages, districts, private sector, civil society actors and other organizations

Results	Indicators	Baseline	Annual target 7/2021 – 6/2022	End of programme target 7/2018 – 7/2022	Means of verification	Assumptions
Output 3. Functional extension, communication, monitoring systems and Management Information System in place	Extension strategy developed, aiming for synergies with FBD, on the principles of HRBA, incorporating value chain development	Non-existent	Implementation strategies and extension manuals of forestry and beekeeping policies developed. PFM Facts and Figures 2020 published and the VLFR database updated and taken into use	Strategies and Extension manuals developed and taken in use	Implementation Strategies and Extension Manuals of Forestry and Beekeeping Policies	willing to develop extension and communication TFS and FBD and other concerned governmental parties including research institutions, as well private sector and NGOs are committed to set up functional monitoring and MIS systems and provide inputs on regular basis Districts, villagers and VNRCs cooperate in collecting data for village monitoring system
	Programme MIS unit established contributing to FBD MIS development	Non-existent	MIS updated monthly	Functional MIS Unit	Programme reports	
Output 4. Supportive legal and policy frameworks to forest value chain and sustainable forest management developed	FORVAC development support for Guidelines: CBFM books	Version outdated	Methodologies and guidelines for Participatory Forest Resources Assessment (PFRA) developed, 1000 pcs. printed and disseminated	Books updated and distributed to CBFM actors Issues of gender, age and disability considered in visual materials	Programme reports	Political will exist for updating and endorsing the sector level policy and legal documents GoT committed to support Forest Law and Governance enforcement, as well as implementation of Charcoal Policy and Implementation Strategy Private sector and civil society are committed to interact with GoT institutions in legal and policy revision processes, and GoT takes due recognition
	Updated forest legislation (Forest Act and regulations) approved	Updated Forest act needed for Forest policy	National Forest Act reviewed Kiswahili translation of Forest Act and Beekeeping Act 2021 produced and disseminated	Forest Act approved; related information disseminated in project area (with consideration to accessibility for all potential users)	MNRT reports and records	
	Implementation Strategies and Extension Manuals of Forestry and Beekeeping Policies Disseminated	No up-to-date strategy available, no recent dissemination	Forest Policy Implementation Strategy formulated and approved	Implementation Strategies and Extension Manuals of Forestry and Beekeeping disseminated	Implementation Strategies and Extension Manuals, Programme reports	
	National Assessment on the Charcoal sector results supported by FORVAC	Draft in progress	Charcoal Policy and Implementation Strategy approved and taken into use	Strategy in use	MNRT records on National Charcoal Strategy	

Results	Indicators	Baseline	Annual target 7/2021 – 6/2022	End of programme target 7/2018 – 7/2022	Means of verification	Assumptions
Output 4. Supportive legal and policy frameworks to forest value chain and sustainable forest management developed	Timber legality assurance system (TLAS) established	Initiated, with development of timber tracking sub-component of TLAS, electronic device piloted in selected checkpoints	Tanzanian Timber Legality Manual popularized versions developed and distributed to communities. Checkpoint guidelines developed: 1000 pcs. printed and disseminated FREMIS recognizing VLFR timber, and data input from the stump in-built	TLAS developed and in use, efficient country-wide timber tracking system piloted and taken into use	TFS reports, MNRT report, programme reporting	

Annex 2 Workplan 7/2021 – 6/2022

FORVAC: ANNUAL WORKPLAN FROM JULY 2021 TO JUNE 2022

Code (#)	Project output/main Activity description	FORVAC (in total)						Programme coordination, PMT	Clusters			Responsible person			
		Definition of the activity within AWP 2021 - 2022	Schedule				Unit		Target (total)	Tanga	Lindi	Ruvuma	Leading role	Support	
			07-09/2021	10-12/2021	01-03/2022	04-06/2022		Target		Target	Target	Target			
1	Improved Value Chains and increased Private Sector Involvement in the forest sector														
1.1	Establishment and mobilization of Village Land Forest Reserves (VLFR)														
1.1.1	Establishment of VNRCs (<i>awareness raising, forming the VNRC</i>)	VNRCs established						VLFR	7		1	1	5	CCs	FME
1.1.2	Agreement & demarcation of village boundaries (Identifying village land and its use; agreeing village boundaries; Obtaining legal authority; Demarcating village boundaries)	Villages with Land Certificates						Village	4				4	CCs	FME
1.1.3	Support to Establishment of Village Land Use Plan (VLUP) Production of (Village Land Use Plan (VLUP), Forest Area Demarcation)	Printing and dissemination of 20 VLUPs						VLUP	20	20				FME	FAM
1.1.4	Demarcation of the forest area, forest inventory and production of VLFR/CFR Management Plans (Participatory Forest Timber Inventory; Analyzing the Inventory Data; Drafting the VLFR Management Plan)	Survey & mapping of VLFRs to obtain an official job number (JB)						VLFR	10		5		5	CCs	FME
		VLFR Mgt Plans (FMPs) developed and approved, including review of the FMPs by the FBD, including SULEDO						VLFR Mgt Plan (FMP)	26		1	19	6	CCs	FME
1.1.6	Gazetting of VLFRs/CFRs	Gazetted VLFRs						VLFR	14		2	6	6	CCs	NPC FME
1.1.8	Support to patrolling and other field activities of operational VLFRs/CFRs: equipment & motorbikes for selected VLFRs/CFRs	Support for field equipment (uniforms, measurement tools etc.)						VLFR	25		5	10	10	CTA FAM	AFAM
1.1.10	Introduce and pilot information dashboard for reporting illegal activities involving communities and private sector as informants in selected districts – workshops, FGDs, support to related investments	Information dashboard introduced and piloted						District	2		1		1	CCs	VCA
1.1.11	Establishment of bees reserves to support beekeeping value chains	Establishment of bees reserves, gazzetment						Bee reserve	5		5			FME CCT	NPC NJE

Code (#)	Project output/main Activity description	FORVAC (in total)						Programme coordination, PMT	Clusters			Responsible person			
		Definition of the activity within AWP 2021 - 2022	Schedule				Unit		Target (total)	Tanga	Lindi	Ruvuma	Leading role	Support	
			07-09/2021	10-12/2021	01-03/2022	04-06/2022		Target		Target	Target	Target			
1.2	Support to value chain development														
1.2.4	Wood products, NTFP/NWFP, Charcoal: Business plans and business skills development in all areas	Service Contract: Developing intensified CBFM Charcoal Production Model for VLFRs for protection of forests and livelihoods improvement (piloting in Handeni Districts) and related research						Pilot site	2		2			CTA CCT	FME
1.2.6	Support institutional arrangements/business models with market linkages (e.g. MoUs, joint ventures, PPP & other partnerships, groups/association/cooperative initiatives)	Marketing events & activities						Event	5	1	1	1	2	CCs	FME NJE
		Support mobilization of beekeepers groups / associations business agreements with potential buyers						Group / Association	8		3		5	CCs NJE	FME
1.2.7	Assist communities to improve the quality of timber harvested from community forests and link their production with market (demand)	Sawmills operational (community empowerment, organizing the sawmill ownership, management and operation & maintenance) in 4 new sawmills and 2 sawmills established within AWP 2020 - 2021						Community with a sawmill	6		1	3	2	CTA	FME CCs
1.2.8	Assist communities to improve the quality of timber and other forest products harvested from community forests and link their production with market (demand) – support for better equipment	Portable sawmills procured						Sawmill	4		1	2	1	CTA	FME FAM
		SULEDO sawmill repaired and remobilized, including additional user training						Sawmill	1		1			CTA	FME CCT
		Solar kiln procured and established for 2 of the sawmills, includes user training						Solar kiln	2			1	1	CTA FAM	FME CCs
		Other equipment for 1 VLFRs (also small-scale harvesting and timber processing machinery / equipment)						VLFR	4		2		2	CCs CCs	FME

Code (#)	Project output/main Activity description	FORVAC (in total)						Programme coordination, PMT	Clusters			Responsible person	
		Definition of the activity within AWP 2021 - 2022	Schedule				Unit	Target (total)	Tanga	Lindi	Ruvuma	Leading role	Support
			07-09/2021	10-12/2021	01-03/2022	04-06/2022							
1.2.9	Support to timber processing entities to improve efficiency of timber processing (e.g. use of efficient sawmills contra pit sawing, saw doctoring, improved recovery and quality of production): FGDs, training/workshops, mentoring, access to finance	Service Contract: review of capacities (machinery/equipment, business mgt, supervision/ staff skills) and sources of raw material of sawmilling and carpentry industry in the FORVAC districts/regions, developing a capacity building plan, demand - supply analysis for community timber					SP / Process	1	1			FME CTA	NPC
1.2.11	Identification of lesser known species	Service Contract: contract for lesser-known species study (10 - 15 species tested and recorded), establishment of a Miombo Timber Database (completion of the ongoing study)					SP / Process	1	1			CTA	FME FAM
		Promotion of identified lesser known species to the market (includes fabrication of furniture, tools and other utilities from LKS), catalogue development/market information					Process	1	1			CTA	FME IJE
1.2.12	Support VLFRs in harvesting contracts: mentoring, formulation of contracts, linkages with contractors/harvesting companies/buyers	Establishment of timber harvesting contracts					Harvesting contract	6		2	2	CCs	FME
1.2.13	Support piloting production of bamboo and manufacturing of products from bamboo in FORVAC districts	Bamboo production (growing) pilot sites					Bamboo pilot	1			1	CCR	FME NJE
		Bamboo product pilots / demos (bamboo baskets production group, capacity building / training/marketing - baskets + barbeque sticks + tooth sticks)					Group	2			1	CCR CCL NJE	FME
1.2.15	Improved capacities of VNRCs, tree growers and SMEs within the value chain so that management of VLFRs, volume, quality of tree growing and processing will be improved.	Tree planting: in 4 villages in Nyasa District (TTGAU/TGA cooperation)					Ha	100			100	CCR	FME

Code (#)	Project output/main Activity description	FORVAC (in total)						Programme coordination, PMT	Clusters			Responsible person			
		Definition of the activity within AWP 2021 - 2022	Schedule				Unit		Target (total)	Tanga	Lindi	Ruvuma	Leading role	Support	
			07-09/2021	10-12/2021	01-03/2022	04-06/2022		Target		Target	Target	Target			
1.2.17	Call for Business Proposals, Category 1: Community level call	Call for Business Proposals -community level supporting functions in district/cluster level (announcements, interviews of applicants, selection board)						District	6		0	2	4	NJE FME	CCs
		Service Contract: mentoring (8 months), procurement of assets, distribution, grant management						District	6		0	2	4	CTA FAM	FME NJE
		Support to investments of the selected micro businesses (100 initiatives)						Micro-business initiative	100		25	25	50	CTA FAM	FME NJE
		Technical support to community businesses selected via call for business proposals, e.g. honey quality, increased capacity in wood works, advanced bamboo processing techniques						District	7		1	2	4	NJE CCs	FME
1.2.18	Business Proposals, Categories 2 - 3: Mezzo & National level (e.g. honey processing in identified areas, bamboo processing, sawmilling)	Private sector involvement - Mezzo & National level						Cluster	4		2	1	1	CCs NJE	FME
1.2.22	Support to forest certification process	VLFRs certified (FSC)						VLFR	6			6		CCL	FME
2	Stakeholder capacity to implement and promote forestry value chain development enhanced														
2.1	Improved institutional and management capacities of Village Councils and VNRC to implement CBFM and develop forest value chains														
2.1.1	Capacity building in VLFRs/CFRs, LUP, laws and regulations related to value chain	Training events conducted for Village Councils and VNRCs on VLFRs/CFRs, LUP and on laws and regulations related to CBFM						Event	12		4	3	5	CCs	CTA FME
2.1.2	Support negotiations for VLFRs/CFR benefit sharing	Capacity building for VC & VNRC members on Governance						Event	10		2	2	6	CCs	CTA FME

Code (#)	Project output/main Activity description	FORVAC (in total)							Programme coordination, PMT	Clusters			Responsible person		
		Definition of the activity within AWP 2021 - 2022	Schedule				Unit	Target (total)		Tanga	Lindi	Ruvuma	Leading role	Support	
			07-09/2021	10-12/2021	01-03/2022	04-06/2022			Target	Target	Target	Target			
2.1.3	Train/educate communities on their rights and benefits of sustainable forest management	Training events for community members on village forest governance and rights and benefits of sustainable forest management						Event	28		5	11	12	CCs	FME
		Support the 16 Village Forest Governance Networks within FORVAC areas						Network	16		2	10	4	CCs	CTA FME
2.1.4	Training of VNRCs in financial aspect (feasibility calculations, business planning)	Training events facilitated by district officers						Event	23		5	10	8	CCs	NJE
2.1.5	Capacity building in Forest management plan development & implementation	New VNRCs/VCs trained						Event	5		1	1	3	CCs	FME
		Training on patrolling & fire mgt to VNRC (by district officials)						Training event	40		10	15	15	CCs	FME
2.1.7	Support fund raising activities for the development of new value adding activities (grants and loans from existing service providers, such as TaFF, VICOBA/VS&L/SACCO)	Producers' groups established/ supported, VICOBA/VSLA activities						Producers' group	19		5	7	7	CCs	NJE FME
2.1.9	Exchange visit to area of successful interventions in CBFM and value chains	Exchange visits for community members facilitated						District	11		3	3	5	CCs	FME NJE
2.2	Improved capacities to support and monitor CBFM/forest and related value chains and incorporating HRBA aspect														
2.2.2	Capacity building in PFM, LUP, laws and regulations related to Value chain	Training events for district level authorities on PFM, VLFR/CFR, LUPs, forestry and beekeeping related laws and regulations						Event	8		2	3	3	FME CTA	CCs
		Co-facilitating Annual CBFM Stakeholder Forum in Ruvuma Region						Event	1	1				CTA FME	CCR
		Training on Government Notices (eg. GN 417, GN 627) to implementors (TFS, LGAs officers,VLs, DHCs)						Event	3		1	1	1	FME NPC	CTA
2.2.3	Capacity building to districts staff on forest value chain (value links) development	Training events on VCD						Training event	11		3	3	5	CCs	FME NJE
2.2.5	Cooperation with Tanzania Forest Industries Federation (SHIVIMITA)	Forest Industry's training on procurement and marketing timber from VLFRs						Training event	2			1	1	FME NPC	CTA

Code (#)	Project output/main Activity description	FORVAC (in total)						Programme coordination, PMT	Clusters			Responsible person		
		Definition of the activity within AWP 2021 - 2022	Schedule				Unit		Target (total)	Tanga	Lindi	Ruvuma	Leading role	Support
			07-09/2021	10-12/2021	01-03/2022	04-06/2022		Target		Target	Target	Target		
2.2.9	Exchange visits to area of successful interventions in CBFM and value chains (local)	Exchange visits					Exchange visit	5	1	1	1	2	CCs	FME NJE
2.2.12	Support district facilities during implementation of FORVAC activities.	Repair a vehicle/district					Vehicle	10		3	3	4	FAM CCs	AFAM
		Maintenance & fuel, TZS 800,000/month/vehicle					Vehicle	10		3	3	4	FAM CCs	AFAM
2.3	Forest products value chain/market systems and business development skills incorporated in relevant training institutes													
2.3.1	Support Tutors and Lecturers of training institutes (SUA and FTI/FITI/TBI) to participate on forest value chain/market systems and business development related trainings/short courses	Planning of a process to develop a VCD module to the curricula of 1-2 institutes					Process	1	1				FME CTA	FAM NPC
2.3.3	Support studies and thesis/dissertations related to forest products value chain/market system and business development relevant for CBFM	2 MSc studies / thesis supported					Study, thesis	2	2				FME	CTA
2.3.4	Support scientific workshops for sharing research results relevant to CBFM and value chains development	Scientific seminar (2/2021): Lay-out and printing of the report of the International Scientific Conference (ISC) on Forest and Honeybee Products Value Chains					Process	1	1				CTA NPC	FME
		Production of a popular version of the scientific seminar report for the use of CBFM communities					Process	1	1				CTA FME	NPC
3	Functional extension, communication, monitoring systems and Management Information System in place													
3.1	Enhanced extension and communication services													
3.1.1	Supporting Districts & FBD on Forest and beekeeping related events (Sabasaba, Beekeeping & Tree planting day, Nanenane)	Facilitate participation of communities, FBD & PO - RALG in National events (e.g. Sabasaba, Nanenane, World Environment Day, World Forest Day, Industries Week, World Bee Day)					Event	8	2	2	2	2	CCs NPC	FME
3.1.2	Assists active journalists committed to forest issues to be further involved in forestry related activities to report and learn new concepts emerging in the forest sector – workshops and other forums, dialogues	Media tour & engagement of media in documenting CBFM/VCD, production of documentaries on FORVAC success stories.					Event	4	1	1	1	1	CCs IJE	FME

Code (#)	Project output/main Activity description	FORVAC (in total)						Programme coordination, PMT	Clusters			Responsible person			
		Definition of the activity within AWP 2021 - 2022	Schedule				Unit		Target (total)	Tanga	Lindi	Ruvuma	Leading role	Support	
			07-09/2021	10-12/2021	01-03/2022	04-06/2022		Target		Target	Target	Target			
3.1.4	Develop Implementation Strategies and Extension Manuals of Forestry and Beekeeping Policies	Develop Implementation Strategies and Extension Manuals of Forestry and Beekeeping Policies						Process	1	1				CTA NPC	FME
		Develop guidelines and/or policy reviews for Tanzanian forestry and beekeeping industries relevant to CBFM and VCD						Process	1	1				FME NPC	CTA
3.1.9	Awareness raising for the youth on sustainable forestry, related livelihoods and environmental issues	Development and distribution of awareness raising materials for primary/secondary schools						Process	1	1				IJE	AFAM CCs
		Awareness raising events in selected schools						Event	12		4	3	5	IJE	CCs
3.2	Monitoring and Management Information System (MIS) established														
3.2.1	Support district & national authorities in monitoring of FORVAC interventions	Review and planning workshops biannually						Workshop	8	2	2	2	2	CCs NPC	FME
		Technical monitoring & backstopping to FORVAC interventions by districts/ regional/national authorities						Monitoring & backstopping visit	15	4	3	3	5	CCs NPC	FME
		FBD capacity building to implement and monitor forestry and beekeeping policies						Process	1	1				FME NPC	CTA
3.2.4	Update facts and figures of PFM across Tanzania	Lay-out, printing (3000 copies) and dissemination of PFM Facts and Figures 2020						Edition	1	1				CTA FAM	NPC FME
		Service contract: data input / update of the VLFR database						SP / Process	1	1				CTA NPC	FME
3.2.5	Programme end impact assessmet	Service contract: Programme end impact study to support implemenation of the programme exit strategy						SP / Process	1	1				CTA	FME
		ST consultancy: Support to the Programme end impact study (30 ST consultancy days)						ST / Process						CTA	

Code (#)	Project output/main Activity description	FORVAC (in total)						Programme coordination, PMT	Clusters			Responsible person			
		Definition of the activity within AWP 2021 - 2022	Schedule				Unit		Target (total)	Tanga	Lindi	Ruvuma	Leading role	Support	
			07-09/2021	10-12/2021	01-03/2022	04-06/2022		Target		Target	Target	Target			
3.2.6	Monitoring forest cover in the Programme area (target villages)	Service contract: satellite image -based monitoring of development of forest coverage (deforestation) in the Programme area						SP / Process	1	1				CTA	FME IJE CCs
4	Legal and policy frameworks in forestry supported														
4.1	Improved policy and regulatory framework for forest value chain development														
4.1.1	Support training to increase understanding of policies and laws relevant for CBFM development	National workshops/forums on policies and laws and challenges related to CBFM and its value chains						Workshop	1	1				CTA NPC	FAM FME
4.1.2	Support to development of Natural Forest Management Planning Guidelines and CBFM books and their dissemination	Working group meetings / workshops on review and development of CBFM Guidelines						Workshop	3	3				CTA NPC	FAM FME
		Printing of the guidelines (1,000 pcs.)						Edition	1	1				FAM NPC	FME
4.1.3	Updated forest legislation (Forest Act and regulations)	Workshops/focus group discussions/Taskforce meetings to review the National Forest Act No 14 of 2021						Event	2	2				FAM NPC	FME
		Printing of reviewed and translated Forest Act (3000 psc.)						Edition	1	1				FAM NPC	FME
		Translation of Forest Act and Beekeeping Act into popular versions, working group meetings						Event	2	2				FME NPC	FAM
4.1.4	Support dissemination of Implementation Strategies and Extension Manuals of Forestry and Beekeeping Policies	3,000 copies (in total) of the Implementation Strategies and Extension Manuals printed and disseminated						Edition	1	1				FAM NPC	FME
4.1.5	Support preparation of Charcoal Policy and Implementation Strategy	Taskforce (13 members) meetings / workshops on preparation of the National Charcoal Strategy						Event	4	4				CTA NPC	FAM
		3,000 pcs. of National Charcoal Strategy printed						Edition	1	1				FAM NPC	FME

Code (#)	Project output/main Activity description	FORVAC (in total)						Programme coordination, PMT	Clusters			Responsible person		
		Definition of the activity within AWP 2021 - 2022	Schedule				Unit		Target (total)	Tanga	Lindi	Ruvuma	Leading role	Support
			07-09/2021	10-12/2021	01-03/2022	04-06/2022		Target		Target	Target	Target		
4.2	Forest law enforcement, forest governance and trade of legally sources timber													
4.2.1	Capacity building – workshops and focus group discussions to set-up a national action plan for developing the Timber Legality Standards that also cover timber production in natural forests including VLFRs	Support to TFS/TFWG/TRAFFIC to organize a national seminar on illegal logging and Tanzania Timber Legality Framework						Event	1	1				CTA NPC FME
4.2.2	Support timber tracking systems: Contribute to a process of reducing number of checkpoints in major highways (option: merging TFS and District council checkpoints) – focus group discussions, workshops.	Workshops and FGDs on operationalization of checkpoint data management system in collaboration with TRAFFIC/TFS						Event	3	3				CTA NPC FME
4.2.5	Timber Legality Framework	Lay-out, printing (1000 copies) and dissemination of Tanzania Timber Legality Framework produced within AWP 2020 - 2021						Process	1	1				FAM NPC FME
		Preparation of a popular version of the Tanzania Timber Legality Framework for district/communiy level, printing 1,500 pcs.						Process	1	1				CTA NPC FME
4.2.6	Chain of Custody for VLFR timber	Develop a technological solution for tracking VLFR timber from stump to market, FGDs and workshops						Process	1	1				CTA NPC FME
		Stakeholder workshop to collect views and feedback regarding the solution						Event	1	1				CTA FME

Annex 3 Operational coverage of FORVAC

Cluster	District	Output 1 / Output Area 1.1:						Output 1 / Output area 1.2:	Output 2 / Output area 2.1:		A Total No of Villages Where FORVAC Operates
		VLUP by FORVAC		Established & Mobilized VLFRs by FORVAC		FMPs by FORVAC		Value Chain Development by FORVAC	Capacity Building at the Village Level by FORVAC	Support of Fund Raising Activities by FORVAC (VICOBA's & VSLAs)	
		Implemented	Ongoing	Implemented	Ongoing	Implemented	Ongoing				
RUVUMA	NAMTUMBO	Kumbara		Kumbara		Limamu	Chengena	Limamu	Kumbara		8
		Limamu		Limamu			Kilangalanga	Chengena	Masuguru		
		Chengena		Chengena			Masuguru	Kilangalanga	Limamu		
		Kilangalanga		Kilangalanga				Masuguru	Chengena		
		Njalamatata		Njalamatata					Suluti		
		Masuguru		Masuguru					Ligunga		
									Kilangalanga		
	SONGEA	Liweta		Liweta		Liweta		Liweta	Liweta		7
		Litowa		Litowa		Litowa		Litowa	Litowa		
		Kikunja		Kikunja		Ndongosi		Ndongosi	Ndongosi		
		Matimila A		Matimila A		Mhukurulilahi		Mhukurulilahi	Mhukurulilahi		
								Kituro	Matimila A		
									Kituro		
									Kikunja		
	MBINGA	Ndongosi		Ndongosi				Ndongosi	Ndongosi	Ndongosi	7
		Kindimba juu		Kindimba juu				Kindimba juu	Kindimba juu	Kindimba juu	
		Kindimba chini		Kindimba chini				Kindimba chini	Kindimba chini	Kindimba chini	
		Amani makoro		Amani makoro				Amani makoro	Amani makoro	Amani makoro	
		Kiwombi		Kiwombi				Kiwombi	Kiwombi	Kiwombi	
		Barabara		Barabara				Barabara	Barabara	Barabara	
								Ukata	Ukata	Ukata	
	NYASA	Litumbakuhamba		Litumbakuhamba				Liuli	Liuli	Liuli	15
		Hinga		Hinga				Lipingo	Lipingo	Lipingo	
		Litolomelo		Litolomelo				Mkali A	Mkali A	Mkali A	
		Mkali B						Mkali B	Mkali B	Mkali B	
									Litumbakuhamba		
									Hinga		
								Litolomelo			
								Lituihi			
								Mwerampya			
								Ndumbi			
								Mbaha			
								Lundu			

C l u s t e r	District	Output 1 / Output Area 1.1:						Output 1 / Output area 1.2:	Output 2 / Output area 2.1:		A Total No of Villages Where FORVAC Operates
		VLUP by FORVAC		Established & Mobilized VLFRs by FORVAC		FMPs by FORVAC		Value Chain Development by FORVAC	Capacity Building at the Village Level by FORVAC	Support of Fund Raising Activities by FORVAC (VICOBA's & VSLAs)	
		Implemented	Ongoing	Implemented	Ongoing	Implemented	Ongoing				
R U V U M A	NYASA								Ngingama		4
									Nkalachi		
									Liweta		
	TUNDURU	Misechela		Misechela		Liwangula		Liwangula	Liwangula		
						Kajima		Kajima	Kajima		
						Mkowela		Mkowela	Misechela		
									Mkowela		
L I N D I	RUANGWA	Machang'anja		Nandenje		Nandenje		Michenga	Lichwachwa	Nandenje	11
		Mmawa		Mchichili		Mchichili		Nandenje	Mchichili	Kitandi	
		Chingumbwa		Nahanga		Nahanga		Nahanga	Nahanga	Nahanga	
		Nahanga		Lichwachwa		Lichwachwa		Mtondo	Nandenje	Mchichili	
		Mchichili		Nga'u		Nga'u		Machang'anja	Mmawa		
									Kitandi		
									Chingumbwa		
									Machang'anja		
									Mtondo		
									Michenga		
	LIWALE	Likombora		Mtawatawa		Mtawatawa		Barikiwa	Mtawatawa	Nanjegeja	27
		Turuki		Kitogoro		Kitogoro		Chimbuko	Kitogoro	Tuungane	
		Luwele		Nangano		Nangano		Litou	Kiangara	Turuki	
		Lilombe		Nahoro		Nahoro		Kiangara	Litou	Chimbuko	
		Chigugu		Mtungunyu		Mtungunyu		Nangano	Kibutuka	Legezamwendo	
				Mikunya		Mikunya		Ngongowe	Nangano	Barikiwa	
				Darajani		Darajani		Kibutuka	Nahoro	Mahonga	
				Naujombo		Naujombo		Mihumo	Mtungunyu	Mikunya	
				Chimbuko		Chimbuko		Likombora	Mikunya		
				Barikiwa		Barikiwa		Lilombe	Legezamwendo		
				Nanjegeja		Lilombe		Ngunja	Tuungane		
				Mahonga		Luwele			Ngongowe		
				Luwele		Chigugu			Mikuyu		
				Lilombe		Mahonga			Ngunja		
				Chigugu		Nanjegeja			Lilombe		

Cluster	District	Output 1 / Output Area 1.1:						Output 1 / Output area 1.2:	Output 2 / Output area 2.1:		A Total No of Villages Where FORVAC Operates
		VLUP by FORVAC		Established & Mobilized VLFRs by FORVAC		FMPs by FORVAC		Value Chain Development by FORVAC	Capacity Building at the Village Level by FORVAC	Support of Fund Raising Activities by FORVAC (VICOBAs & VSLAs)	
		Implemented	Ongoing	Implemented	Ongoing	Implemented	Ongoing				
LINDI	LIWALE			Ngumbu		Ngumbu			Chigugu		
									Luwele		
									Mihumo		
									Darajani		
									Likombora		
									Turuki		
									Mahonga		
									Nanjegeja		
									Ngumbu		
									Naujombo		
									Chimbuko		
									Barikiwa		
	NACHINGWEA	Majengo		Nahimba		Nahimba		Nahimba	Kegei 'A'	Nahimba	14
		Matekwe		Majonanga		Kilimarondo		Kilimarondo	Mbondo	Likwela	
				Kilimarondo		Nanjihi		Majonanga	Majonanga	Namapwia	
				Nanjihi		Majonanga		Mbondo	Kilimarondo	Kiegei 'A'	
				Mbondo		Mbondo			Majengo	Nanjihi	
				Kiegei 'A'		Kiegei 'A'			Matekwe	Matekwe	
				Kiegei 'B'		Kiegei 'B'			Nahimba	Majengo	
				Ngunichile		Ngunichile			Nanjihi		
				Luipuyu		Luipuyu			Kiegei 'B'		
				Namatunu		Namatunu			Ngunichile		
						Matekwe			Luipuyu		
									Namatunu		
TANGA	HANDENI	Kitumbi		Kitumbi		Kitumbi		Kitumbi	Kitumbi	Kitumbi	5
		Kwamsundi		Kwamsundi		Gole		Gole	Gole		
						Kwedikabu		Kwedikabu	Kwedikabu		
								Mazingara	Mazingara		
								Kwamsundi	Kwamsundi		

C l u s t e r	District	Output 1 / Output Area 1.1:						Output 1 / Output area 1.2:	Output 2 / Output area 2.1:		A Total No of Villages Where FORVAC Operates
		VLUP by FORVAC		Established & Mobilized VLFRs by FORVAC		FMPs by FORVAC		Value Chain Development by FORVAC	Capacity Building at the Village Level by FORVAC	Support of Fund Raising Activities by FORVAC (VICOBA's & VSLAs)	
		Implemented	Ongoing	Implemented	Ongoing	Implemented	Ongoing				
T A N G A	KILINDI	Mnkonde		Mnkonde		Mnkonde		Mnkonde	Mnkonde	Kwamwande	7
		Turiani Kwedijero		Turiani Kwedijero				Turiani Kwedijero	Tuariani Kwedijero		
		Komnazi		Komnazi				Komnazi	Komnazi		
								Kwamwande	Kwamwande		
								Vunila	Vunila		
								Komnazi Bandari			
								Ndukai			
	MPWAPWA	Chiseyu		Chiseyu				Lwihomelo	Chiseyu	Ikuyu	6
		Ikuyu		Ikuyu				Lufusi	Ikuyu		
		Chitemo		Chitemo				Chiseyu	Chitemo		
								Nduga			
								Ikuyu			
								Chitemo			
KITETO			SULEDO*		SULEDO*			SULEDO*		13	
Total No of Villages		41		72		57	3	61	115	33	124

* SULEDO Community Forest Reserve covers the following 13 villages: Asamatwa, Engang'uangare, Laiseri, Lengatei, Lesoiti, Loltepesi, Mesera, Ndotoi, Olgira, Olikitikiti, Zambia, Sunya, and Chang'ombe villages.

Annex 4 FORVAC supported Village Land Use Plans (VLUPs), Forest Management Plans (FMP), Harvesting Plans (HP), and gazetted Village Land Forest Reserves (VLFR)

FORVAC supported Village Land Use Plans (VLUPs), Forest Management Plans (FMP), Harvesting Plans (HP), and gazetted Village Land Forest Reserves (VLFR)

Cluster	District	Village	VLUP Area (ha)	VLUP Approved at District level	VLFR Area (ha)	Area of VLFR Gazetted	FMP Area (ha)	Protected Area (ha)	FMP & HP Approved at Village Level	FMP & HP Approved at Higher Levels	Annual Allowable Cut (m3)
Ruvuma	Namtumbo	Kumbara	5,587	6/2020	750						
		Limamu	73,192	6/2020	16,391		16,391	3,697	2/2021	District level 4/2021	4,205
		Njalamatata	13,449	3/2022	2,021						
		Chengena	14,789	3/2022	844						
		Kilangalanga	10,979	3/2022	835						
		Masuguru	16,676	Not yet Approved	2,924						
	Songea	Liweta	13,488	12/2019	1,449		1,449	0	9/2020	Ministry level 3/2021	563
		Litowa	17,100	12/2019	1,190		1,190	0	9/2020	Ministry level 3/2021	966
		Kikunja	21,692	12/2019	4,498						
		Ndongosi		Existing LUP valid			4,941	0	9/2020	Ministry level 3/2021	1,865
		Mhukurulilahi		Existing LUP valid			7,698	0	9/2020	Ministry level 3/2021	1,843
		Matimila A	12,621	Not yet Approved	4,253						
	Mbinga	Ndongosi	6,894	12/2019	944						
		Kindimba juu	10,389	12/2019	1,618						
		Kindimba chini	11,162	12/2019	4,807						
		Amani makolo	9,947	Not yet approved	1,784						
		Kiwombi	4,256	Not yet approved	653						
		Barabara	6,710	Not yet approved	1,980						
	Nyasa	Litumbakuhamba	3,536	11/2019	1,094						
		Hinga	5,343	11/2019	2,663						
		Litoromelo	3,306	11/2019	260						
		Mkali B	1,524	5/2022	91					Area for tree planting	
	Tunduru	Misechela	65,681	8/2021	4,934						
		Liwangula		Existing LUP valid			6,124	661	3/2021	District level 4/2021	1,615
		Kajima					3,497	349	6/2021	District level 8/2021	654
		Mikowela		Existing LUP valid			14,221	1,453	9/2021	District level 3/2022	1,533

Cluster	District	Village	VLUP Area (ha)	VLUP Approved at District level	VLFR Area (ha)	Area of VLFR Gazetted	FMP Area (ha)	Protected Area (ha)	FMP & HP Approved at Village Level	FMP & HP Approved at Higher Levels	Annual Allowable Cut (m3)
Lindi	Ruangwa	Lichwachwa		Existing LUP valid		2,414	2,414	246	8/2020	Ministry level 3/2021	594
		Mmawa	1,416	11/2019	446						
		Nandenje		Existing LUP valid		5,084	5,084	926	8/2020	Ministry level 3/2021	1,666
		Nahanga	8,167	Not yet approved	3,053	3,053	3,053	340	8/2020	Ministry level 3/2021	629
		Chingumbwa	4,507	11/2019	1,690						
		Mchichili	11,046	Not yet approved	6,188	6,188	6,188	591	8/2020	Ministry level 3/2021	387
		Machang'anja	8,918	11/2019	2,460						
		N'gau		Existing LUP valid		4,095	4,095	423	8/2020	Ministry level 3/2021	261
	Liwale	Mikunya		Existing LUP valid		1,369	1,369	139	3/2020	Ministry level 12/2020	5,422
		Mtawatawa		Existing LUP valid		12,391	12,391	1,239	6/2020	Ministry level 12/2020	1,799
		Nangano		Existing LUP valid		8,822	8,822	882	3/2020	Ministry level 12/2020	1,799
		Mtungunyu		Existing LUP valid		18,992	18,992	1,900	6/2020	Ministry level 12/2020	2,834
		Nahoro/VLFR 1		Existing LUP valid		20,905	20,905	2,980	6/2020	Ministry level 12/2020	8,422
		Nahoro/VLFR 2		Existing LUP valid		1,028	1,028	128	6/2020	Ministry level 12/2020	771
		Naujombo		Existing LUP valid			6,737	674	9/2020	Ministry level 12/2020	932
		Chimbuko		Existing LUP valid			18,915	1,892	10/2020	Ministry level 12/2020	7,406
		Barikiwa		Existing LUP valid		19,268	19,268	1,927	9/2020	Ministry level 12/2020	9,601
		Darajani		Existing LUP valid			5,035	540	6/2020	Ministry level 12/2020	1,309
		Kitogoro		Existing LUP valid		8,275	8,275	828	6/2020	Ministry level 12/2020	3,548
		Likombora	16,947	12/2019	11,006	11,006				Old FMP valid till 2021	
		Turuki	14,625	12/2019	9,086	9,086				Old FMP valid till 2021	
		Chigugu/VLFR 1	15,600	8/2021	3,601		3,601	360	3/2021	Ministry level 4/2022	1,244
		Chigugu/VLFR 2		Same with VLFR1	3,564		3,564	364	3/2021	Ministry level 4/2022	1,174
		Lilombe	25,314	8/2021	17,314		17,314	1,744	3/2021	Ministry level 4/2022	1,432
		Luwele/VLFR 1	40,605	8/2021	6,332		6,332	633	5/2021	Ministry level 4/2022	284
		Luwele/VLFR 2		Same with VLFR1	9,929		9,929	993	5/2021	Ministry level 4/2022	3,207
		Mikuyu/VLFR1		Existing LUP valid		11,644				Old FMP valid	
		Mikuyu/VLFR2		Existing LUP valid		1,373					
		Mahonga					4,781	511	12/2020	Ministry level 4/2022	1,532
		Nanjegeja					2,646	264	12/2020	Ministry level 4/2022	628

Cluster	District	Village	VLUP Area (ha)	VLUP Approved at District level	VLFR Area (ha)	Area of VLFR Gazetted	FMP Area (ha)	Protected Area (ha)	FMP & HP Approved at Village Level	FMP & HP Approved at Higher Levels	Annual Allowable Cut (m3)
Lindi	Liwale	Ngumbu					13,712	6,440	8/2021	Ministry level 4/2022	340
		Litou		Existing LUP valid		1,805					
		Mihumo				8,691					
		Ngongowe/VLFR1		Existing LUP valid		6,475					
		Ngongowe/VLFR2		Existing LUP valid		5,474					
		Ngunja				6,557					
		Kibutuka		Existing LUP valid		5,654					
	Nachingwea	Nanjihi		Existing LUP valid			3,572	0	10/2019	Ministry level 4/2022	2,947
		Kilimarondo		Existing LUP valid			4,900	505	3/2021	Ministry level 4/2022	556
		Matekwe	31,123	10/2021	3,240		3,240	354	9/2021	Not yet approved	365
		Majengo	16,644	10/2021	1,054						
		Nahimba		Existing LUP valid			1,817	182	7/2019	Ministry level 1/2021	2,702
		Mbondo		Existing LUP valid			2,673	265	1/2021	Ministry level 4/2022	399
		Kiegei A		Existing LUP valid			1,841	183	3/2021	Ministry level 4/2022	202
		Kiegei B		Existing LUP valid			13,824	1,403	1/2021	Ministry level 4/2022	2,648
		Namatunu		Existing LUP valid			8,600	926	6/2020	Ministry level 1/2021	1,078
		Ngunichile		Existing LUP valid			1,468	156	2/2021	Ministry level 4/2022	599
		Lipuyu		Existing LUP valid			1,061	114	5/2019	Ministry level 1/2021	1,208
		Majonanga		Existing LUP valid			5,317	532	5/2018	Ministry level 1/2021	183
Tanga	Handeni	Kitumbi	27,215	11/2019	7,705		7,705	771	8/2020	Ministry level 12/2020	105
		Gole		Existing LUP valid			6,679	632	7/2020	Ministry level 12/2020	659
		Kwedikabu		Existing LUP valid		3,472	3,472	347	7/2020	Ministry level 12/2020	32
		Kwamsundi	5,023	11/2019	460						
		Milango Miwili				1,080					
	Kilindi	Mnkonde	12,743	11/2019	1,095		1,095	107	7/2020	Ministry level 12/2020	1,155
		Turiani Kwedijero	17,431	11/2019	565						
		Komnazi	5,117	11/2019	353						
		Kwamwande				920					
		Kagali				772					

Cluster	District	Village	VLUP Area (ha)	VLUP Approved at District level	VLFR Area (ha)	Area of VLFR Gazetted	FMP Area (ha)	Protected Area (ha)	FMP & HP Approved at Village Level	FMP & HP Approved at Higher Levels	Annual Allowable Cut (m3)
Tanga	Mpwapwa	Chiseyu	9,046	11/2019	4,041						
		Ikuyu	9,183	11/2019	1,368						
		Chitemo	11,096	10/2021	2,489						
	Kiteto	SULEDO (13 villages)					77,502	7,832	10/2021	Not yet approved	6,409
Total (ha or m³)			620,087		153,022	185,893	404,727	47,430		*323,985	91,712

*Area of FMPs approved at District or Ministry level

Annex 5 Micro-business support phase II – process of business selection

Micro-Business Support Phase II – Process of Business Selection

Major changes based on the lessons learnt to the concept in Phase II

- Thematic / value chain vice calls, suitable themes identified for each village and only applications from these lines of business invited.
- Specific requirements for applicants per theme applied (below).
- Micro-businesses from district centers with tighter criteria invited for the calls (e.g. small scale honey processors/marketers, small scale bamboo processors) -> off takers for community products.
- Support for investments (machinery, equipment, materials): TZS 1,000,000-20,000,000 (for community level applications, a maximum of TZS 15,000,000 applied).

As in case of Phase I, no direct grants (money) provided but machinery/equipment/materials provided against handing over certificates.

General conditions, apply to all businesses

- Businesses must be based/implemented in the target village(s)/Village Land Forest Reserves or, in case of a district center businesses, use raw material or products from these villages.
- Businesses existing, been operating at least for 2 years.
- For group proposals (producers' groups): the applying groups must be registered and registration certificate attached.
- For individual businesses: minimum age 18 years.

Requirements for applicants as per value chain

Beekeeping, village level

- In case of applications by individuals, at least 10 beehives in use (no bark hives counted).
- In case of group businesses, at least 20 hives in use (no bark hives counted).
- Managing basic technical knowhow of beekeeping (both in case of applications of individuals and group businesses, checked during field assessment).

Beekeeping/honey production and sale, district level

- Registered processing site.
- At least basic processing equipment already available.
- Valid business license.
- Existing market (details required from the applicants).

Carpentry, village level

- A roofed production site required.
- Basic knowhow of carpentry (reviewed during field assessment).
- Minimum business registration: business license (leseni ya biashara), further registrations and licenses are taken into account in scoring.

Wood carving, village level

- A roofed production site required.
- Having basic tools for wood carving.
- Basic knowhow of production (samples to be presented during field assessment).
- In case of group businesses, every member has the basic knowledge of production (assessed in the field).

Mushrooms, village level

- Recommendation letter from the village office assuring that the applicant is involved in the mushroom business (collection, processing/drying, sale).

- Basic knowhow

Tree nurseries, village level

- Nurseries already existing/established at least for small scale seedling production.
- Basic knowhow

Bamboo processing, district level

- Registered processing site/space.
- Valid business license.
- Machinery / equipment already existing at least for the value of TZS 5,000,000.

Selection Criteria – Scoring

Information about the business

- 1) Registration of the business (0-5, a business passed all registrations with the maximum scoring).
- 2) Duration, time of the start-up of the business (0-5, business existed over 2 years with the maximum scoring).
- 3) Total number of employees/group members/women/PLWD (0-8, a business with more than 50% women and involving vulnerable villagers/PLWD with the maximum scoring).
- 4) Ownership of the business assets (0-7, a business invested by all members with the maximum scoring).

Production

- 5) Production rate (0-6, a business with good yield during the last 2 year reach the highest scoring).
- 6) Group businesses operative and working actively (0-6, the maximum scoring for the groups with working schedule and timeframes).
- 7) Legality of the raw materials (0-6, the maximum scoring when raw material is legally sourced).
- 8) Verification of the business assets (0-7, the maximum scoring for the businesses offering reliable information).

Market

- 9) Existing and identified potential markets (0-8, the maximum scoring for the businesses with the existing markets and identified potential markets after business growth).
- 10) Annual sales and profitability (0-8, the maximum scoring for the businesses with business calculations and plans to ensure profitability).
- 11) Plans for the business growth (0-9, the maximum scoring for the businesses with growth plans).

Sustainability of the business

- 12) Motivation level (0-6, the maximum scoring for the businesses with high the motivation and passion. In the case of group businesses, all members were cross-checked if they share the same business ideas).
- 13) Plans for the business growth without support from the FORVAC (0-6, the maximum scoring for the businesses with alternative growth plans).
- 14) Annual business investment (0-6, the maximum scoring for the businesses which invest back to the business after sale).
- 15) Identifying and solving business challenges (0-7, the maximum scoring for the businesses which have identified the challenges and found the solutions).

HRBA/inclusion of vulnerable groups/PLWD

- In the context of advertisement of the micro-business support (call), people were informed that vulnerable groups/PLWD shall be highly considered and supported to fill applications.
- In the application form, special question set regarding HRBA/inclusion of vulnerable groups/PLWD.
- Identification of potential applicants within vulnerable groups/PLWD was extended to the field assessment phase.
- Any applications including representatives from vulnerable groups/PLWD (directly applying or as family members) were automatically qualified to field assessment for further review.
- Finally, inclusion of vulnerable groups/PLWD is giving extra scores (1 – 5 of the total of 100 points).

Annex 6 Concept note – charcoal pilot model

Concept Note – Charcoal Pilot Model

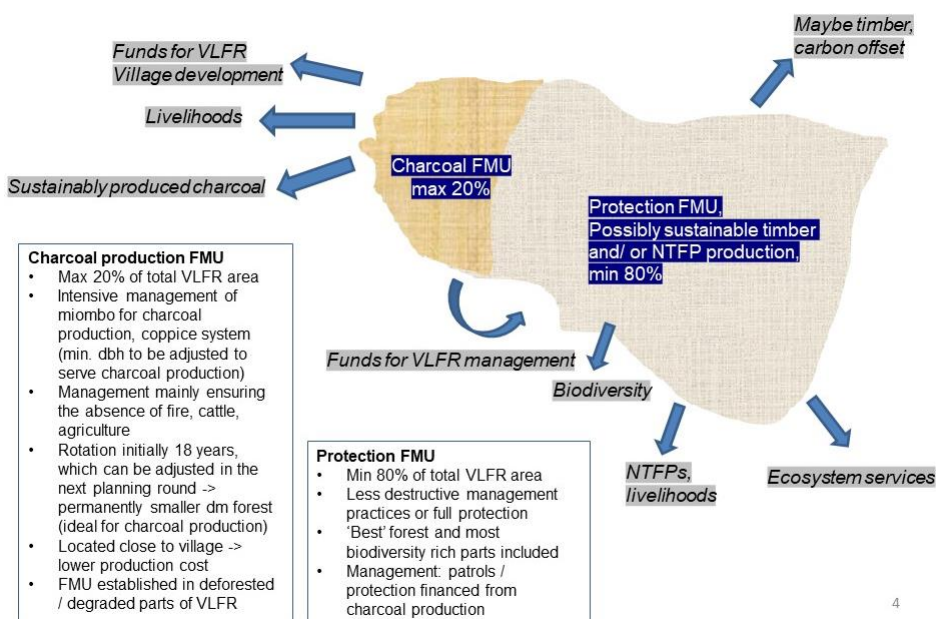
FORVAC programme under FBD is piloting a new charcoal production model for CBFM context. Majority of the charcoal to feed the 2.3 million tons annual charcoal demand in Tanzania is produced unsustainably from natural miombo forests. It is mainly produced in so called ‘general lands’, which is natural miombo forest (with different levels of degradation from none to heavy) but does not have any legal forest reserve status. This area is partly under low intensity agricultural use (shifting cultivation) or grazing land for cattle and is often in Village Land Use Plans allocated under ‘future agricultural land’. However, as per the PFM Facts and Figures study, also Village Land Forest Reserves (VLFRs) are encroached. Encroachment is usually a combination of illegal selective logging for timber, in some areas burning for charcoal and agricultural expansion and/or grazing. Especially the forests close to centers, whether administratively categorized as general lands or reserves, are prone to fragment and disappear on an increasing speed. From FORVAC’s operational areas, especially Handeni Cluster, and VLFRs there, have been much affected by forest degradation and deforestation due to booming charcoal demand in Dar es Salaam, Zanzibar and via Zanzibar even abroad.

There is an urgent need to develop models for efficient charcoal production. This model in question is fitted to CBFM context and the core idea is to ‘sacrifice’ part of the Village Land Forest Reserve (VLFR, max 20%) under intensive charcoal production to provide finance for protection of the rest (min 80%). The main objectives of this model are

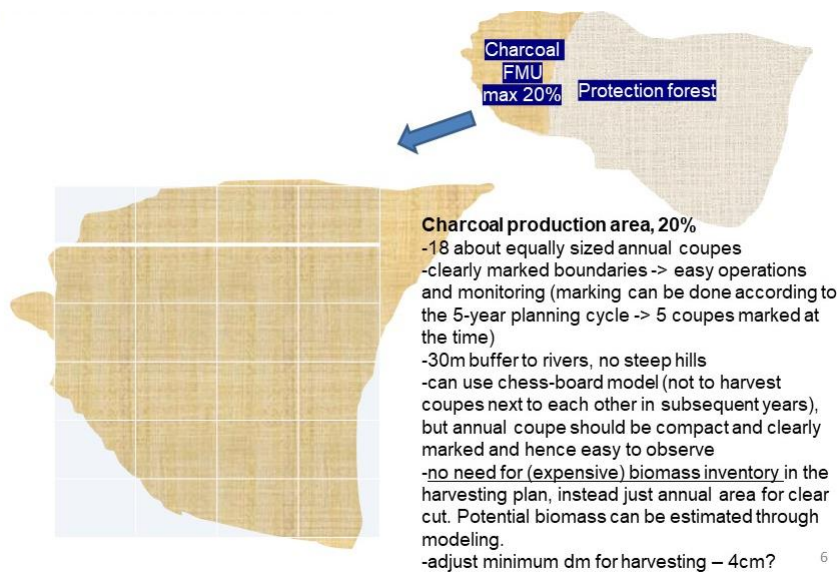
- 1) Protect VLFR by providing the finance for VLFR management from the 20% of intensively utilized charcoal production Forest Management Unit (FMU).
- 2) Provide income for village development.
- 3) Provide sustainably produced charcoal to feed the market demand.
- 4) Provide sustainable livelihoods for charcoal makers in a setting, where investment to technology improvement is encouraged through payment terms and long-term sustainability in terms of biomass availability.

Model

Below the idea of the model drafted in two pictures, first in whole VLFR scale (Picture 1) and secondly in charcoal forest management unit (FMU) level (Picture 2).



Picture 1. Charcoal production model in the whole VLFR level.



Picture 2. Charcoal production model in the FMU level.

Efficiency & simplicity of model

In order to maximize the benefit from as small as possible 'sacrificed' area unit, it is of utmost importance that the model is optimized for efficient biomass production in terms of rotation, minimum diameters, management practices, and planning & monitoring demands.

Model is kept as simple as possible, which will reduce the cost and hence maximize the income flow. E.g. biomass surveys / inventories are not included in the model, instead biomass is annually cut on a pre-defined area unit. Biomass potential is roughly estimated with biomass estimates from miombo research. The research component, which is an integral part of this pilot, will feed more information and estimates are improved on the way accordingly. Charcoal makers pay to VNRC per bag of charcoal (current system: payments per bag to authorities), but once both parties have experience in the potential income, they can by mutual agreement shift to area-wise payments, which gives incentive to charcoal makers to invest in technology to increase the recovery rate and hence increase the amount of charcoal produced from the same biomass.

Efficient monitoring

Goal is to keep the model simple and hence easy to monitor. If any authority meets any charcoal production outside the predefined, clearly marked annual coupe, but inside the VLFR, it is automatically illegal. The monitoring is, rather than monitoring by outsiders, more trusting on strict contractual terms between VNRC and Charcoal Makers Association (CMA). VNRC and CMA could for example agree that if any of the CMA members is met by VNRC burning charcoal outside the designated area, they will lose the membership in CMA for x months/years and hence right to use the VLFR charcoal production area. If VNRC fails to fulfill their forest management related responsibilities, e.g. in keeping the cattle out of the charcoal FMU regenerative areas, CMA could be waived from paying for x bags of charcoal or give a discount on the area-wise payment. VNRC and CMA should during the pilot with some outside facilitation adjust the terms and conditions into a form which best serves both parties. These contractual terms can work as a template for further charcoal production areas with slight adjustments to the local context.

The amount of charcoal can be monitored by authorities by comparing the rough production estimates done during the planning phase to the number of bags transported (recorded in the transport permit) out of village as community charcoal. If the quota is significantly exceeded (e.g. +20%), VNRC & CMA must explain why

more is produced (possible investments to recovery rates, or kiln management, from which increment in recovery rate can be calculated and quota adjusted to the new level).

District natural resources personnel should be involved in every step of the activities to ensure sustainability of the pilot, and to ensure that the monitoring duties are developed simultaneously to ensure the best results.

Ensuring regeneration

Key for sustainable charcoal production on miombo woodland is ensuring the regeneration. According to the research, most miombo species coppice effectively, and it is assumed that the key factors affecting the regeneration are fire, agricultural expansion, and cattle grazing. Hence, minimizing these threats is important and must be ensured by efficient division of duties in between Charcoal Makers Association (CMA) and the VNRC, and ensured by efficient intensives / punitive measures according to the contract between the two parties. The assumptions related to miombos regenerative qualities will be followed at the permanent sample plots (more about research component below), as well as the possible impact of this model to tree species distribution. Adjustments to the model will be made, e.g. in case there is a negative impact on the species most suitable for biomass production for charcoal, or if ensuring regeneration requires more measures.

Research Component

To support the model development, a strong research component will be designed for the pilot site. Permanent sample plots will be established on all annual coupes and data collection will continue also post-FORVAC with the strong commitment from SUA and TAFORI. The idea is to run the two charcoal forest management units selected for this pilot according to the model described here and in Annex 1 but adjust the model according to the information that is fed from the research component. If charcoal production is scaled up in other areas, the same adjustments can be made into the model in the other areas. So, the idea is not to wait for 18 years (rotation) to be able to scale up the described model. Enough information on the key issues (regeneration) should be available after a few seasons. Forests are disappearing in many areas in an alarming speed and hence, there is an urgent need for models for sustainable biomass production. The model is set for 18 years, and adjustments can be made 'on the way' to get closer to perfection and to answer possible unforeseen weak points in the model design.

The table 1 describes the research needs identified and they are connected to each step during the pilot.

Technology development

Current recovery rates in charcoal industry are low; usually below 20%, meaning that 5-fold amount of biomass is burned as compared to the end product. Improving the recovery rates directly correlates, in case of the amount of market-ready charcoal remains the same, with the reduction in felled biomass and further in deforested area. Globally, reaching 40-50% recovery rate is not impossible with some key adjustments to the charring technology. If recovery rate was 40%, only half of the biomass, and hence half of the forest area, would be felled as compared to the current situation of appr. 20% recovery rate.

Currently there is no investment or intensive to invest in more efficient technologies, because charcoal maker or trader does not pay for the biomass used in the charring process, because all the fees and costs are calculated for the ready-made product. To reduce pressure on the forests, it is important to incentivize technology development, which results in increased recovery rates and hence reduces the biomass needed to feed the same charcoal demand.

This model has been designed to permit technology development. This will be taken into account throughout the model, e.g. with the following aspects

- 1) Geographically compact, efficient charcoal production coupes, which allow technology testing efficiently without unnecessary moving of kilns during production period. Compact area also permits

investment in stationary charring technology like half-orange kilns, and investments in storing capacity to optimize the time of sales according to charcoal price fluctuations (higher price in rainy season).

- 2) Making it possible for charcoal makers to negotiate with VNRC area-based payment terms to incentivize investment (pay for biomass instead of end product).
- 3) Metal kilns designed and manufactured in Forestry and Wood Industry Training Centre (FWITC) will be piloted in 2021 season to increase the exposure to advanced technologies.
- 4) Baseline information on the recovery rates reached with IBK and the metal kiln will be recorded through the research component.
- 5) The pilot site and availability of baseline information provide an excellent setting for further technology development projects.

Pilot villages

1. **Kwedikabu**, about 3000 ha VLFR, forest management plan and timber harvesting plan has been made
2. **Mazingara** – Have 1 Large forest (with about 1500 Ha) and 6 smaller ones with about 456 Ha in total)

Table 1 Charcoal pilot steps 2020-2022

No	Task	Kwedikabu	Mazingara	Research component	Inputs to FBD charcoal model and recommendations to related policy framework
1	Awareness meetings at a village level	VNRCs and Village Leaders explain the idea to the general assembly	VNRCs and Village Leaders explain the idea to the general assembly		
2	Forest management plan, PFRA according to CBFM guidelines; identify and add charcoal FMU in the plan	Completed, but do necessary updates on the completed plan	PFRA with emphasis on the charcoal – check possibilities of adding degraded land in the VLFR to be used in charcoal production	Purchase durable data collection units (weatherproof, easy to use)	
3	Form Charcoal Makers' Association (CMA)	Register with relevant authorities (TFS, district, etc.), record keeping etc. training			
4	Exchange visit to Kilosa to learn (CMA, VNRC, district authorities?)	Charcoal makers to learn about benefits of doing business as an association and possible challenges. VNRC to peer learn about the management side.			
5	Pricing of charcoal	Basing on the market information set the price per bag / area unit (negotiation between VNRC and CMA, but basing on information collected)		Value chain assessment	

No	Task	Kwedikabu	Mazingara	Research component	Inputs to FBD charcoal model and recommendations to related policy framework
6	Charcoal FMU APO, related training to VNRC and CMA	Draft APO with VNRC and CMA, include management practices to ensure regeneration, mark annual coupes (possibly five years ahead so that they are clearly visible), agree on the payment structure (area-wise/per bag) related, related contract including terms and conditions, working gear for VNRC/CMA, training		Set up of permanent sample plots, get baseline (biomass, species distribution, size classes....)	Possible adjustments to the model -minimum diameter -rotation -forest management practices to ensure optimized species distribution -biomass information to facilitate scalable area-wise biomass estimates
7	Visualization of the model	Model well presented at the village entry and on the site (sign boards), awareness in the schools and village center for any visitor to see etc.			
8	Improved kilns to site	Get one metal kiln for each CMA for testing purposes, train CMA in the kiln management and in collecting data on the recovery			
9	Start operations, felling& charring	Practical training on IBK or any other low investment kiln. Support charring process with IBK and metal kiln.		Collecting kiln efficiency information (IBK & metal kiln), measure the impact of moisture content /biomass size / species to recovery	Adjustments to the model – charring technology instructions -improvements in IBK running instructions -improvements to metal kiln running instructions
10	Selling charcoal	Support CMA with market contacts, viability calculations, and accordingly the selection of market. Support CMA with record keeping. Support VNRC and CMA in contractual issues. Facilitate relationship with authorities (levies, fees paid)		Collect information of the possible bottlenecks in the sales.	Recommendations to authorities related to charcoal policy framework.
11	Pilot storing to demonstrate the price changes and their impact on the profits	Build a storage facility, test keeping x% of charcoal for rainy season. Demonstrate the benefits by profit calculations with CMA.			Adjustments to the model – storing capacity investment vs. added profit (case documented for other charcoal makers to learn)
12	2 nd year contracting – felling – charring - selling	Any changes needed for the contract between VNRC & CMA (e.g. changing fees to VNRC from per bag fee to area-wise fee?). Possible improvements into operations		2 nd year data from permanent sample plots	Adjustments to the contract template. Possible recommendations to charcoal policy.

Annex 7 Micro-saving groups

Annex 7 Micro-saving groups

Group name	Establishment date	Total savings	Number of loans	Total value of loans taken	District
		TZS	(During 2021-2022 in Lindi Cluster; in Ruvuma and Tanga Clusters since the establishment dates of the groups)		
Jilinde	8.9.2021	5807350	131	33065005	Nachingwea
Kuchile	9.9.2019	1508000	15	2150000	Nachingwea
Moto moto	22.11.2021	3610000	18	1700000	Nachingwea
Mshikamano	9.9.2019	9174000	32	7181000	Nachingwea
Tujijenge	10.9.2019	1710500	14	1950000	Nachingwea
Tuleane	11.9.2019	26792000	77	24835000	Nachingwea
Ukombozi	9.9.2019	4044000	93	17973000	Nachingwea
Ukombozi	9.9.2019	215000	13	373000	Nachingwea
Umoja	5.5.2019	806000	19	679000	Nachingwea
Upendo	5.5.2019	20670000	92	15115000	Nachingwea
Utulivu	24.11.2021	1670000	15	1500000	Nachingwea
Juhudi	3.3.2021	3014000	33	3666000	Nyasa
Pamiki	4.3.2021	3090000	19	3670000	Nyasa
Pamikili	5.3.2021	2517000	26	5340000	Nyasa
Ujamaa	6.3.2021	1645000	21	3459000	Nyasa
Tujikwamue	3.3.2021	4325000	40	8145000	Mbinga
Mabadiliko	10.3.2021	4399000	67	10260000	Mbinga
Mshikamano	11.3.2021	3502000	41	4158000	Mbinga
Furahia	2.2.2021	3383500	81	7220000	Mbinga
Mshikamano	8.3.2021	3502000	41	4158000	Mbinga
Wapambanaji	2.2.2021	6365000	49	14821000	Mbinga
Ushindi	3.2.2021	0	0	0	Mbinga
Zingatia maelezo	6.6.2021	11930000	104	26860000	Mpwapwa
Mabadiliko	7.6.2021	8160000	79	20360000	Mpwapwa
Maendeleo	7.7.2019	0	0	0	Handeni
Tupendane	8.7.2019	3474800	20	4150000	Handeni
Upendo	7.7.2019	4863000	41	7200000	Handeni
Endumunye	1.7.2021	4599000	65	7483000	Kilindi
Mshikeshike	1.7.2021	14867649	133	45551450	Kilindi
Matugusa	19.9.2020	8597022	144	24270999	Kilindi
Amani	1.4.2019	1730000	10	1200000	Liwale
Jikomboe	2.4.2019	490000	0	0	Liwale
Jinasue	3.4.2019	2213000	9	558000	Liwale
Jitambue	4.4.2019	6512000	26	4477000	Liwale
Juhudi	5.4.2019	1440000	10	1220000	Liwale
Mapambano	6.4.2019	5413000	20	2825000	Liwale
Mshikamano	7.4.2019	3530000	19	1147000	Liwale
Mtakuja	8.4.2019	999800	5	260000	Liwale
Sauti moja	9.4.2019	1720000	14	940002	Liwale

Group name	Establishment date	Total savings	Number of loans	Total value of loans taken	District
		TZS	(During 2021-2022 in Lindi Cluster; in Ruvuma and Tanga Clusters since the establishment dates of the groups)		
Tujikwamue	10.4.2019	2700000	15	890000	Liwale
Tumaini	11.4.2019	3893400	20	2590000	Liwale
Tunaweza	12.4.2019	5550000	23	3190000	Liwale
Tupendane	13.4.2019	3154000	15	1640000	Liwale
Upendo	14.4.2019	5510000	20	3025000	Liwale
Jitazame	15.4.2021	5420300	33	4520000	Ruangwa
Jitegemee	18.12.2019	15270000	58	12560000	Ruangwa
Jitihada	27.1.2021	8087000	65	8026000	Ruangwa
Nguvu Moja	14.9.2020	3795000	32	4140000	Ruangwa
Nguvumoja	1.9.2020	3272200	18	2110000	Ruangwa
Upendo	1.9.2020	3726400	27	2956000	Ruangwa
Upendo	27.1.2021	3206000	37	2840000	Ruangwa
Ushirikiano	1.9.2020	2414000	19	1580000	Ruangwa
Utulivu	2.3.2021	12679200	76	6980000	Ruangwa
Uzalendo	3.3.2021	6005000	60	6664300	Ruangwa
Wapambanaji	4.3.2021	5533000	38	4405000	Ruangwa
Watu Kazi	4.4.2021	2645000	18	2065000	Ruangwa
Zinduka	27.10.2021	1702000	24	1560000	Ruangwa

Annex 8 Budget follow-up, July 2021- June 2022

Budget follow-up FORVAC OP June 2022 (EUR) - Years 1-4 and Years 5-6 (Operational budget)

Project Task No.	Description	Approved revised total budget, 23 July 2018 - 22 July 2022, after reallocation	Budget for the Programme Extension, 23 July 2022 - 22 July 2024	Total Programme budget, 23 July 2018 - 22 July 2024	Total Usage Y1 (Jul 18-Jun 19)	Total Usage Y2 (Jul 19-Jun 20)	Total Usage Y3 (Jul 20-Jun 21)	Budget Year 4 (Jul. 21-Jun. 22) incl approved additional budget	Accumulated Usage Year 4 (Jul. 21-Jun. 22)	% Usage Budget Year 4	Outstanding balance Year 4 (Jul. 21-Jun. 22)	Total Accumulated Usage, 23 Jul. 2018-22 Jul. 2024	Outstanding balance of the total Programme Budget, 23 Jul. 2018-22 Jul. 2024	% Total Usage, 23 Jul. 2018-22 Jul. 2024
5001	1 Improved VCs & increased PS involvem. in Forest sector													
5010	1.1 Establishment and mobilization of VLFRs	1 715 792,44	303 200,00	2 018 992	0	688 065	687 134	343 593	339 347	98,76 %	4 246	1 714 546	304 446	84,92 %
5012	1.2 Support to value chains	1 491 944,39	569 830,00	2 061 774	0	92 913	441 383	1 007 738	1 007 738	100,00 %	0	1 542 034	519 741	74,79 %
5013	Subtotal Output 1	3 207 736,83	873 030,00	4 080 767	0	780 978	1 128 517	1 351 331	1 347 085	99,69 %	4 246	3 256 580	824 187	79,80 %
5100	2 Stakeholder capacity to implement & promote forestry value chain development enhanced													
5105	2.1 Impr. inst. & mgmt capacity for villages VNRC	884 286,23	328 292,00	1 212 578	20 551	61 281	463 945	352 255	390 566	110,88 %	-38 310	936 342	276 236	77,22 %
5115	2.2 Improved capacities of forest national level	368 297,41	142 801,00	511 098	40 565	62 260	52 399	213 074	206 235	96,79 %	6 839	361 458	149 640	70,72 %
5135	2.3 Forest products VC/market systems & BD skills	213 368,26	27 778,00	241 146	0	0	187 812	25 556	26 220	102,60 %	-664	214 032	27 114	88,76 %
5140	Subtotal Output 2	1 465 951,90	498 871,00	1 964 823	61 116	123 541	704 156	590 885	623 021	105,44 %	-32 135	1 511 833	452 990	76,94 %
5160	3. Functional extension, communication, monitoring systems & MIS													
5165	3.1 Enhanced extension and communication services	236 281,10	77 593,00	313 874	0	31 377	117 497	87 407	71 325	81,60 %	16 082	220 199	93 675	70,16 %
5170	3.2 Monitoring and Management Information System	177 242,75	83 889,00	261 132	0	79 632	46 870	50 741	41 946	82,67 %	8 795	168 448	92 684	64,51 %
5179	Subtotal Output 3	413 523,85	161 482,00	575 006	0	111 010	164 366	138 148	113 271	81,99 %	24 877	388 647	186 359	67,59 %
5180	4 Legal and policy frameworks in forestry supported													
5185	4.1 Improved policy and regulatory framework for forest value chain development	404 817,93	133 966,00	538 784	69 515	166 450	49 963	120 889	137 943	114,11 %	-17 054	423 872	114 912	78,67 %
5190	4.2 Forest law enforcement, forest governance and trade of legally sourced timber	68 918,29	29 250,00	98 168	0	0	12 807	56 111	0	0,00 %	56 111	12 807	85 361	13,05 %
5199	Subtotal Output 4	473 736,22	163 216,00	636 952	69 515	166 450	62 771	177 000	137 943	77,93 %	39 057	436 679	200 273	68,56 %
5200	Programme management and administration													
5210	Investments	522 374,18	0,00	522 374	382 717	84 856	43 681	11 120	11 120	100,00 %	0	522 374	0	100,00 %
5215	Vehicle fuel and maintenance costs (all vehicles)	251 033,04	110 000,00	361 033	44 469	96 060	51 605	55 000	66 128	120,23 %	-11 128	258 261	102 772	71,53 %
5216	Drivers	200 809,82	120 000,00	320 810	29 773	56 193	51 344	60 000	58 025	96,71 %	1 975	195 335	125 475	60,89 %
5220	Communication	57 435,02	10 000,00	67 435	7 551	13 071	17 713	18 000	24 130	134,05 %	-6 130	62 465	4 970	92,63 %
5225	Media & publishing	14 698,07	9 000,00	23 698	1 188	3 790	0	9 000	0	0,00 %	9 000	4 978	18 720	21,01 %
5230	Translations	0,00	0,00	0	0	0	0	0	0	0,00 %	0	-	0	0,00 %
5235	Banking & financial management	17 587,59	10 000,00	27 588	2 262	5 192	4 283	5 000	4 569	91,39 %	431	16 307	11 281	59,11 %
5238	Running office costs	111 888,53	75 600,00	187 489	6 348	18 799	41 542	42 000	43 340	103,19 %	-1 340	110 028	77 460	58,69 %
5240	Books, periodicals & stationary	59 966,91	40 000,00	94 967	3 280	16 238	19 449	15 000	14 662	97,74 %	338	53 629	41 338	56,47 %
5245	Maintenance of devices & equipment	4 188,37	2 000,00	6 188	977	1 630	341	1 000	262	26,19 %	738	3 210	2 978	51,88 %
5250	Monitoring and auditing	99 153,14	70 000,00	154 153	6 688	23 018	33 346	20 000	17 009	85,05 %	2 991	80 062	74 091	51,94 %
5251	Facilitation by NPC and Stakeholders	85 879,60	20 000,00	95 880	18 963	25 474	19 673	10 000	7 291	72,91 %	2 709	71 400	24 479	74,47 %
5255	SC and SVB Meetings	35 039,48	20 000,00	95 039	1 438	11 311	9 581	50 000	51 541	103,08 %	-1 541	73 871	21 168	77,73 %
5299	Programme Management & Admin.	1 470 053,75	486 600,00	1 956 654	505 654	355 632	292 559	296 120	298 075	100,66 %	-1 955	1 451 920	504 734	74,20 %
5300	Contingency and TA-briefing													
5310	Contingency (2,5%)	104 758,98	65 875,00	170 634	0	18 396	0	0	0	0	0	18 396	152 238	10,78 %
5320	International TA-briefing	3 345,66	0,00	3 346	3 346	0	0	0	0	0	0	3 346	0	100,00 %
5330	Subtotal Contingency and TA-briefing	108 104,64	65 875,00	173 980	3 346	18 396	0	0	0	0,00 %	0	21 742	152 238	12,50 %
5410	Support Staff (incl IJE and NJE)	258 812,82	320 000,00	578 813	0	0	100 813	145 000	158 749	109,48 %	-13 749	259 562	319 251	44,84 %
7999	TOTAL:	7 397 920,00	2 569 074,00	9 966 994	639 631	1 556 006	2 453 181	2 698 485	2 678 144	99,25 %	20 341	7 326 962	2 640 032	73,51 %

Budget Follow-up FORVAC TA - Total Programme Budget - June 2022, EUR (Technical Assistance)

Project Task No.	Description	Revised total budget, 23 July 2018 - 22 July 2022	Total Programme budget, 2018-2024	Total Usage Y1 (Jul 18-Jun 19)	Total Usage Y2 (Jul 19-Jun 20)	Total Usage Y3 (Jul 20-Jun 21)	Budget Year 4 (Jul 21-Jun 22)	Request for the additional budget for the AWP 2021 - 2022 (7/2021-6/2022)	Total Budget Y4 (Jul 21-Jun 22) incl additional budget	Accumulated Usage Year 4 (Jul 21-Jun 22)	Usage in % Year 4	Total Accumulated Usage of Revised Budget 23 July 2018 - 22 July 2022	Usage in % of total budget of Revised Budget 23 July 2018 - 22 July 2022	Total Outstanding Balance of Revised Budget 23 July 2018 - 22 July 2022	Usage in % of the total budget 2018-2024	Total Outstanding Balance of the Programme Budget 2018-2024
	FEES															
2001	Long-Term Experts															
2010	Chief Technical Advisor (Int)	634 548	937 667	152 595	171 238	164 333	116 000	23 476	139 476	147 071	105,45 %	635 238	100,11 %	-690	67,75 %	302 429
2020	Value Chain Development Advisor (Int)	214 667	294 000	90 000	84 333	21 667	0	18 667	18 667	14 667	78,57 %	210 667	98,14 %	4 000	71,66 %	83 333
2030	National Forest Management Expert	215 119	308 333	57 024	58 095	58 810	34 643	5 119	39 762	41 310	103,89 %	215 238	100,06 %	-119	69,81 %	93 095
2040	Financial Manager	205 095	303 667	54 048	57 619	51 667	32 381	7 143	39 524	41 905	106,02 %	205 238	100,07 %	-143	67,59 %	98 429
2041	Financial Accountant	12 762	12 762	10 571	2 190	0	0		0	0	0,00 %	12 762	100,00 %	0	100,00 %	0
2050	Cluster Coordinator Tanga	129 667	129 667	13 500	40 000	40 833	29 167	2 500	31 667	33 167	104,74 %	127 500	98,33 %	2 167	98,33 %	2 167
2060	Cluster Coordinator Ruvuma	136 333	202 833	15 667	40 333	42 000	26 333	7 667	34 000	35 167	103,43 %	133 167	97,68 %	3 167	65,65 %	69 667
2070	Cluster Coordinator Lindi	134 500	201 000	15 667	40 000	40 333	28 000	5 833	33 833	35 167	103,94 %	131 167	97,52 %	3 333	65,26 %	69 833
2099	Long-Term Experts, Total	1 682 690	2 389 929	409 071	493 810	419 643	266 524	70 405	336 929	348 452	103,42 %	1 670 976	99,30 %	11 714	69,92 %	718 952
2199	Short-Term Experts, Total	435 000	795 000	154 286	160 000	97 857	22 857	0	22 857	22 857	100,00 %	435 000	100,00 %	0	54,72 %	360 000
	TOTAL FEES	2 117 690	3 184 929	563 357	653 810	517 500	289 381	70 405	359 786	371 310	103,20 %	2 105 976	99,45 %	11 714	66,12 %	1 078 952
	PROJECT EXPENSES															
3099	TOTAL PROJECT EXPENSES	724 572	998 077	133 114	173 368	164 109	92 922	137 471	230 393	55 381	24,04 %	568 538	78,47 %	198 600	56,96 %	429 539
GRAND TOTAL:		2 842 263	4 183 006	696 471	827 178	681 609	382 303	207 876	590 179	426 690	72,30 %	2 674 514	94,10 %	210 315	63,94 %	1 508 492

